




ZEAL EDUCATION SOCIETY'S
ZEAL COLLEGE OF ENGINEERING AND RESEARCH
NARHE | PUNE -41 | INDIA
DEPARTMENT OF COMPUTER ENGINEERING


INDEX

5.1.2 Capacity building and skills enhancement initiatives taken by the institution include the following:

1. Soft skills, 2. Language and communication skills, 3. Life skills (Yoga, physical fitness, health and hygiene), 4. ICT/computing skills

Name of the capacity development and skills enhancement program	Date of implementation (DD-MM-YYYY)	Number of students enrolled	Name of the agencies/consultants involved with contact details (if any)	Year of offerings
IoT using Arduino	05/02/2018 to 06/02/2018	33	-	2017-2018
Workshop on JARVIS	08.01.2018 & 09.01.2018	28	-	2017-2018
Workshop on Swift Programming	09.09.2017 & 10.09.2017	09	-	2017-2018
Workshop on Internet of Things: A hands onn Experience	16.08.2017 & 17.08.2017	31	-	2017-2018
Workshop on Drone Aviation	15.07.2017	81	-	2017-2018




Head of the Department



ZEAL EDUCATION SOCIETY'S

ZEAL COLLEGE OF ENGINEERING AND RESEARCH

(Formerly Dnyanganga College of Engineering and Research)

(Approved by AICTE, New Delhi and Affiliated to Savitribai Phule Pune University, Pune)

S. No. 39, Narhe, | PUNE - 411 041 | INDIA . Phone No. 020-6720 6000/104 Telo Fax. 020-6720 6101

E-mail: principal.zcoer@zealeducation.com, Website: www.zcoer.org

Hon. S. M. Katkar
B.A (Hons), LLB
FOUNDER DIRECTOR

Dr. A. M. Kate
M.E., Ph.D (Mech.)
PRINCIPAL

To,
The Manager
APPSFLUXUS-2107 | ROBOFEAST-2017
In Association with Ed cell IIT-Roorkee

Dated: 05/12/2017

Subject: Confirmation for making our college as Zonal Center for National Level workshop cum championship program.

Dear Sir,

This is to bring to your kind notice that our college Zeal College of Engineering and Research, Pune confirms to organize 2-days National Level workshop

2-Days National Level workshop	Tentative Dates	Participant Registration Charges
Internet Of Things using Arduino	9 th & 10 th January 2018	1350/-

We will provide registration fees as per proposal received by you.

We will provide you with the following:

1. Good Infrastructure with a Seminar Hall/ Computer Lab having enough capacity to conduct Hands-on-session for all participants.
2. Accommodation and Food for Resource Team.
3. Arrangement of minimum 60 students for the workshop.
4. Publicize the event in our region from the material provided by Revert Technology.

We are appointing our two student/faculty coordinator to coordinate entire workshop at our college campus
Name, contact numbers & Email Id of coordinators are given below:

Faculty Coordinator	Contact No.	Email Id
Prof.Kailas P. Tambe	9552539195	kailash.tambe@zealeducation.com
Prof.Atul Kathole	9960889772	atul.kathole@zealeducation.com
Prof.P.A.Chitnis	7588081656	pranav.chitnis@zealeducation.com

Thanks & Regards


Ajit M. Kate

Dr.Ajit.M.Kate

Principal, ZCOER.

Principal

Zeal College of Engineering
& Research, Narhe, Pune - 41.



Scanned by CamScanner

Scanned with CamScanner



**RoboFeast-2018, Ed Cell of IIT Roorkee in Collaboration with
Zeal College of Engineering and Research, Pune
Two-Days National Workshop cum Championship on "IoT using Arduino"
Dates of Workshop: 9th & 10th January 2018**

IoT Hands on Workshop

- Learn the basics of Internet of Things and its applications.
- What "the Internet of Things" means and how it relates to Cloud computing.
- How open platforms allow you to store your sensor data in the Cloud.
- Build your computer using Raspberry Pi platform.
- Work with DHT sensors to detect humidity and temperature
- Develop and test an IoT weather monitoring station
- Intro and hands-on coding of Python
- Understand Raspbian OS, Python programming, SMTP and API

Benefits/Takeaways /Motivation

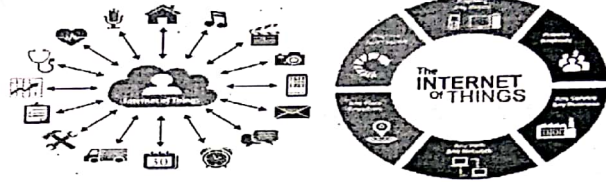
- The Certificate of Participation from NWTP'18 Ed Cell of IIT-Roorkee
- Free IoT training purpose IoT development kit to each team.

Top participants will be awarded with the certificate of merit & respected prizes at IIT-R.

- **Registration fee: Rs.1350/- per attendee**
(The fee includes: 2-Days workshop, certification, and Event registration)

NWTP-2018 Contact Details
Visit <http://finlandlabs.com/>
+91-7053133032 / 8505838080

TWO DAY WORKSHOP ON IOT



ROUND 1: 2-Days IoT WORKSHOP WILL BE ORGANIZED BY ROBOFEAST-2018 AT BELOW MENTIONED ZONAL CENTER.

ROUND 2: PRELIMS ROUND OF "IoT CHAMPIONSHIP-2018 WILL BE HELD JUST AFTER THE COMPLETION OF IoT WORKSHOP AT ZONAL CENTER.


ROUND 3: WINNERS OF ZONAL CENTER GET A WILD CARD ENTRY IN THE FINAL OF IoT CHAMPIONSHIP AT IIT-ROORKEE

ZONAL CENTER DETAILS

ZEAL COLLEGE OF ENGINEERING AND RESEARCH NARHE

FACULTY COORDINATOR:

- PROF. KAILSH P. TAMBE (9552539195)
- PROF. ATUL KATHOLE (9960889772)
- PROF. P.A. CHITNIS (7588081656)



Zeal Education Society's
Zeal College of Engineering & Research, Pune
Department of Computer Engineering


Date:05/01/2018

Notice

All the students are hereby inform that Two days National Workshop cum Championship "Internet of Thing using Arduino" which is schedule on 9th & 10th Jan 2018 is postponed to 5th & 6th Feb 2018 please take note of it.


Workshop Coordinator

considered
Pradyumn
05/01/18




**ZEAL EDUCATION SOCIETY'S
ZEAL COLLEGE OF ENGINEERING & RESEARCH
DEPARTMENT OF COMPUTER ENGINEERING**

Two days National Workshop cum Championship
"Internet of Thing using Arduino"

On
5th & 6th Feb 2018

Schedule

Sr No.	Topic	Date	Time
1	Learn the basics of IoT & its applications.	5 th Feb 18	10:00 to 01:30PM
2	What "the IoT" means and how it relates to Cloud computing		
3	How open platform allow you to store your sensor data in the cloud		02:30 to 06:00PM
4	Build your computer using Raspberry Pi platform.		
5	Work with DHT sensors to detect humidity and temperature	6 th Feb 18	10:00 to 01:30PM
6	Develop and test an IoT weather monitoring station		
7	Intro and hands on coding of Python		02:30 to 06:00PM
8	Understand Raspbian OS,Python Programming , SMTP and API		






ZEAL EDUCATION SOCIETY'S
ZEAL COLLEGE OF ENGINEERING & RESEARCH
DEPARTMENT OF COMPUTER ENGINEERING
Sr.No. 39, Narhe, Pune-41. phone no. 020-67206127
Website:www.zcoer.org

Report
on
Two days National Workshop cum Championship
on
“Internet of Thing using Arduino”

Two Day Workshop on “Internet of Thing using Arduino (IoT 2018)” was organized by Department of computer engineering of Zeal college of Engineering and research in association with IEEE Student Chapter and IEEE Society Pune Section on 5th & 6th Feb 2018. Total 33 participants from various Department of college had participated in this workshop. Out of this 12 student are selected for second round.

The objective of this workshop is to expose new trends in technological development and to build practical view among the participants through expert sessions. The expert Bipul kumar from IIT had contributed to this workshop by their able guidance. Following topics get covered in this workshop.

1. Learn the basics of IoT & its applications.
2. What “the IoT” means and how it relates to Cloud computing
3. How open platform allow you to store your sensor data in the cloud
4. Build your computer using Raspberry Pi platform.





5. Work with DHT sensors to detect humidity and temperature
6. Develop and test an IoT weather monitoring station
7. Intro and hands on coding of Python
8. Understand Raspbian OS, Python Programming , SMTP and API




This Student development workshop was inaugurated by Prof.Kailash P.Tambe ZCOER,Pune. He told that there is need of continuous updation of knowledge and skills to meet the rapid changes in the technology at global level.

Founder President of zeal education society's Shri. S. M. Katkar, Executive director Prof. Jayesh Katkar, Campus director Dr. S. A. Deokar & Principal Dr. A. M. Kate and Dr.Prasad S.Halgaonkar , Head Department of Computer engineering provided valuable guidance to make this workshop successful.

The Valedictory Function:

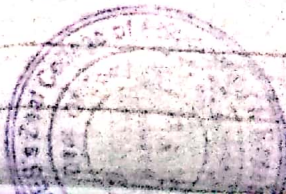
Photo Gallery of IoT 2018:






Report Papered By,
Atul B.Kathole
Computer Engg. Dept.

Participant Name	Contact No	Branch	Fee
Rohini Biraidar	8806569753	Computer (TEB)	Paid
Aditya Kewadkar	7030746669	Computer (TEB)	Paid
Sakshi Kool	9518354499	Computer	Paid
Snehal Zende	9657516333	Computer (TEB)	Paid
Pooja Sondkar	8698952453	Computer (TEB)	Paid
Shweta Pawar	7775992772	Electrical	Paid
Supriya Bimbe	8975191040	Computer (TEB)	Paid
Sakshi Ughade	8177879332	Computer (TEB)	Paid
Siddhi Mandarkar	7768879996	Computer (TEB)	Paid
Nrupesh Marne	9011445325	Computer (TEB)	Paid
Kunal Wani	9657641333	Computer (TEB)	Paid
Aniket Kumthekar	9765343512	Computer (TEB)	Paid
Shital Tamkar	7756801172	Computer (TEB)	Paid
Rutuja Patil	7066738301	Computer (TEB)	Paid
Ankita Sambhare	7057163321	Computer (TEB)	Paid
Seema Sagar	8390558019	Computer (TEB)	Paid
Prajakta Mlemane	8237692570	Computer (TEB)	Paid
Aditi Ingawale	9552043530	Computer (TEB)	Paid
Kiran Saste	7387768020	Computer (TEB)	Paid
Tanmay Wagh	9028499660	Computer (TEB)	Paid
Sushil Patil		Computer (TEB)	Paid
Swapnil Wankhede		Computer (TEB)	Paid
Pooja Kanwar		Computer (TEB)	Paid
Sonali			
Sonali Dhamdhare		Computer (TEB)	Paid
Amrin Shikh		Computer (TEB)	Paid
Tejashri Mote		Computer (TEB)	Paid
Sejal Sakhare		Computer (TEB)	Paid



Page No.	
Date	

28	Vaibhav Chavan	IT
29	A Purva Pawar	COMP TE B
30	Abuzer Banderkar	ME ele.
31	Rohit Parande	ME ele.
32	Avinash Yadav	TE COMP
33	Rupal Sandhear	COMP
34	Rohit Marathe	COMP TEA




Two days National Workshop cum Championship
on
“Internet of Thing using Arduino”

Attendance sheet

Date: 05.02.18

Sr No.	Student Name	Sign
1	Aditya Vikram Kewadkar	<i>Aditya</i>
2	Rohit Vaman Marathe	<i>Rohit</i>
3	Aditi Gorakh Ingawale	
4	Prajakta Raju Memane	<i>Prajakta</i>
5	Sema Raju Sagar	<i>Sema</i>
6	Amreen Salim Shaikh	<i>Amreen</i>
7	Ankita Vitthal Sambhare	<i>Ankita</i>
8	Rohini Prakash Birajdar	
9	Sakshi Gaurikrishna Ughade	<i>Sakshi</i>
10	Snehal Sandip Zende	<i>Snehal</i>
11	Shital Shivaji Tamkar	
12	Saste Kiran Sanjay	
13	Supriya Dattatrya Bambe	
14	Sejal Chandrashekhar Sakhare	<i>Sejal</i>
15	Tejashri Balu Mote	
16	Apurva Rajaram Pawar	<i>Apurva</i>
17	Tanmay Ravindar Wagh	<i>Tanmay</i>
18	Swapnil Wankhede	
19	Sushil Paikrao	
20	Nrupesh Marne	<i>Nrupesh</i>
21	Siddhi Mandavkar	
22	Sonali Dhamdhare	<i>Sonali</i>
23	Pooja Kanwar	<i>Pooja</i>
24	Rutuja Patil	
25	Avinash Yadav	<i>Avinash</i>
26	Kunal Wani	
27	Aniket Kumthekar	<i>Aniket</i>
28	Sakshi Koul	
29	Payal Sondkar	
30	Shweta Pawar	<i>Shweta</i>
31	Varun Chavan	
32	Abuzer Banderkar	<i>Abuzer</i>
33	Rohit Pharande	
34		



Two days National Workshop cum Championship


on

“Internet of Thing using Arduino”

Attendance sheet

Date: 06-02-18.

Sr No.	Student Name	Sign
1	Aditya Vikram Kewadkar	Aditya
2	Rohit Vaman Marathe	
3	Aditi Gorakh Ingawale	
4	Prajakta Raju Memane	Memane
5	Sema Raju Sagar	Sema
6	Amreen Salim Shaikh	
7	Ankita Vitthal Sambhare	
8	Rohini Prakash Birajdar	Rohini
9	Sakshi Gaurikrishna Ughade	
10	Snehal Sandip Zende	
11	Shital Shivaji Tamkar	
12	Saste Kiran Sanjay	Kiran
13	Supriya Dattatrya Bambe	
14	Sejal Chandrashekhar Sakhare	
15	Tejashri Balu Mote	
16	Apurva Rajaram Pawar	
17	Tanmay Ravindar Wagh	
18	Swapnil Wankhede	Swapnil
19	Sushil Paikrao	Sushil
20	Nrupesh Marne	
21	Siddhi Mandavkar	Siddhi
22	Sonali Dhamdhare	
23	Pooja Kanwar	
24	Rutuja Patil	Rutuja
25	Avinash Yadav	
26	Kunal Wani	Kunal
27	Aniket Kumthekar	
28	Sakshi Koul	
29	Payal Sondkar	
30	Shweta Pawar	
31	Varun Chavan	
32	Abuzer Banderkar	
33	Rohit Pharande	Rohit
34		





Zeal Education Society's
Zeal College of Engineering & Research
 Department of Computer Engineering
 Hands On Courses Feedback

Class : TE

AY: 2017-18


SEM-II

Date: 06/02/2018


Subject : IoT

Resorce Person : Mr. Bipul Kumar

Sr. No.	Subject Knowledge	Communication	Presentation	Undstanding of topic By Student	Usefulness
1	<input checked="" type="checkbox"/> 5 <input type="checkbox"/> 4 <input type="checkbox"/> 3 <input type="checkbox"/> 2 <input type="checkbox"/> 1	<input checked="" type="checkbox"/> 5 <input checked="" type="checkbox"/> 4 <input type="checkbox"/> 3 <input type="checkbox"/> 2 <input type="checkbox"/> 1	<input checked="" type="checkbox"/> 5 <input type="checkbox"/> 4 <input type="checkbox"/> 3 <input type="checkbox"/> 2 <input type="checkbox"/> 1	<input checked="" type="checkbox"/> 5 <input checked="" type="checkbox"/> 4 <input type="checkbox"/> 3 <input type="checkbox"/> 2 <input type="checkbox"/> 1	<input checked="" type="checkbox"/> 5 <input type="checkbox"/> 4 <input type="checkbox"/> 3 <input type="checkbox"/> 2 <input type="checkbox"/> 1
2	<input checked="" type="checkbox"/> 5 <input type="checkbox"/> 4 <input type="checkbox"/> 3 <input type="checkbox"/> 2 <input type="checkbox"/> 1	<input checked="" type="checkbox"/> 5 <input type="checkbox"/> 4 <input type="checkbox"/> 3 <input type="checkbox"/> 2 <input type="checkbox"/> 1	<input checked="" type="checkbox"/> 5 <input checked="" type="checkbox"/> 4 <input type="checkbox"/> 3 <input type="checkbox"/> 2 <input type="checkbox"/> 1	<input checked="" type="checkbox"/> 5 <input checked="" type="checkbox"/> 4 <input type="checkbox"/> 3 <input type="checkbox"/> 2 <input type="checkbox"/> 1	<input checked="" type="checkbox"/> 5 <input type="checkbox"/> 4 <input type="checkbox"/> 3 <input type="checkbox"/> 2 <input type="checkbox"/> 1
3	<input checked="" type="checkbox"/> 5 <input type="checkbox"/> 4 <input type="checkbox"/> 3 <input type="checkbox"/> 2 <input type="checkbox"/> 1	<input type="checkbox"/> 5 <input type="checkbox"/> 4 <input checked="" type="checkbox"/> 3 <input type="checkbox"/> 2 <input type="checkbox"/> 1	<input type="checkbox"/> 5 <input checked="" type="checkbox"/> 4 <input type="checkbox"/> 3 <input type="checkbox"/> 2 <input type="checkbox"/> 1	<input type="checkbox"/> 5 <input type="checkbox"/> 4 <input checked="" type="checkbox"/> 3 <input type="checkbox"/> 2 <input type="checkbox"/> 1	<input checked="" type="checkbox"/> 5 <input type="checkbox"/> 4 <input type="checkbox"/> 3 <input type="checkbox"/> 2 <input type="checkbox"/> 1
4	<input checked="" type="checkbox"/> 5 <input type="checkbox"/> 4 <input type="checkbox"/> 3 <input type="checkbox"/> 2 <input type="checkbox"/> 1	<input type="checkbox"/> 5 <input checked="" type="checkbox"/> 4 <input type="checkbox"/> 3 <input type="checkbox"/> 2 <input type="checkbox"/> 1	<input checked="" type="checkbox"/> 5 <input type="checkbox"/> 4 <input type="checkbox"/> 3 <input type="checkbox"/> 2 <input type="checkbox"/> 1	<input checked="" type="checkbox"/> 5 <input type="checkbox"/> 4 <input type="checkbox"/> 3 <input type="checkbox"/> 2 <input type="checkbox"/> 1	<input checked="" type="checkbox"/> 5 <input type="checkbox"/> 4 <input type="checkbox"/> 3 <input type="checkbox"/> 2 <input type="checkbox"/> 1
5	<input checked="" type="checkbox"/> 5 <input type="checkbox"/> 4 <input type="checkbox"/> 3 <input type="checkbox"/> 2 <input type="checkbox"/> 1	<input type="checkbox"/> 5 <input checked="" type="checkbox"/> 4 <input type="checkbox"/> 3 <input type="checkbox"/> 2 <input type="checkbox"/> 1	<input checked="" type="checkbox"/> 5 <input type="checkbox"/> 4 <input type="checkbox"/> 3 <input type="checkbox"/> 2 <input type="checkbox"/> 1	<input checked="" type="checkbox"/> 5 <input type="checkbox"/> 4 <input type="checkbox"/> 3 <input type="checkbox"/> 2 <input type="checkbox"/> 1	<input type="checkbox"/> 5 <input checked="" type="checkbox"/> 4 <input type="checkbox"/> 3 <input type="checkbox"/> 2 <input type="checkbox"/> 1
6	<input checked="" type="checkbox"/> 5 <input type="checkbox"/> 4 <input type="checkbox"/> 3 <input type="checkbox"/> 2 <input type="checkbox"/> 1	<input checked="" type="checkbox"/> 5 <input type="checkbox"/> 4 <input type="checkbox"/> 3 <input type="checkbox"/> 2 <input type="checkbox"/> 1	<input checked="" type="checkbox"/> 5 <input type="checkbox"/> 4 <input type="checkbox"/> 3 <input type="checkbox"/> 2 <input type="checkbox"/> 1	<input checked="" type="checkbox"/> 5 <input type="checkbox"/> 4 <input type="checkbox"/> 3 <input type="checkbox"/> 2 <input type="checkbox"/> 1	<input checked="" type="checkbox"/> 5 <input type="checkbox"/> 4 <input type="checkbox"/> 3 <input type="checkbox"/> 2 <input type="checkbox"/> 1
7	<input checked="" type="checkbox"/> 5 <input type="checkbox"/> 4 <input type="checkbox"/> 3 <input type="checkbox"/> 2 <input type="checkbox"/> 1	<input checked="" type="checkbox"/> 5 <input type="checkbox"/> 4 <input type="checkbox"/> 3 <input type="checkbox"/> 2 <input type="checkbox"/> 1	<input type="checkbox"/> 5 <input checked="" type="checkbox"/> 4 <input type="checkbox"/> 3 <input type="checkbox"/> 2 <input type="checkbox"/> 1	<input type="checkbox"/> 5 <input type="checkbox"/> 4 <input checked="" type="checkbox"/> 3 <input type="checkbox"/> 2 <input type="checkbox"/> 1	<input type="checkbox"/> 5 <input checked="" type="checkbox"/> 4 <input type="checkbox"/> 3 <input type="checkbox"/> 2 <input type="checkbox"/> 1
8	<input checked="" type="checkbox"/> 5 <input type="checkbox"/> 4 <input type="checkbox"/> 3 <input type="checkbox"/> 2 <input type="checkbox"/> 1	<input type="checkbox"/> 5 <input type="checkbox"/> 4 <input checked="" type="checkbox"/> 3 <input type="checkbox"/> 2 <input type="checkbox"/> 1	<input type="checkbox"/> 5 <input checked="" type="checkbox"/> 4 <input type="checkbox"/> 3 <input type="checkbox"/> 2 <input type="checkbox"/> 1	<input type="checkbox"/> 5 <input checked="" type="checkbox"/> 4 <input type="checkbox"/> 3 <input type="checkbox"/> 2 <input type="checkbox"/> 1	<input checked="" type="checkbox"/> 5 <input type="checkbox"/> 4 <input type="checkbox"/> 3 <input type="checkbox"/> 2 <input type="checkbox"/> 1
9	<input checked="" type="checkbox"/> 5 <input type="checkbox"/> 4 <input type="checkbox"/> 3 <input type="checkbox"/> 2 <input type="checkbox"/> 1	<input type="checkbox"/> 5 <input checked="" type="checkbox"/> 4 <input type="checkbox"/> 3 <input type="checkbox"/> 2 <input type="checkbox"/> 1	<input type="checkbox"/> 5 <input checked="" type="checkbox"/> 4 <input type="checkbox"/> 3 <input type="checkbox"/> 2 <input type="checkbox"/> 1	<input checked="" type="checkbox"/> 5 <input type="checkbox"/> 4 <input type="checkbox"/> 3 <input type="checkbox"/> 2 <input type="checkbox"/> 1	<input checked="" type="checkbox"/> 5 <input type="checkbox"/> 4 <input type="checkbox"/> 3 <input type="checkbox"/> 2 <input type="checkbox"/> 1
10	<input checked="" type="checkbox"/> 5 <input type="checkbox"/> 4 <input type="checkbox"/> 3 <input type="checkbox"/> 2 <input type="checkbox"/> 1	<input type="checkbox"/> 5 <input type="checkbox"/> 4 <input checked="" type="checkbox"/> 3 <input type="checkbox"/> 2 <input type="checkbox"/> 1	<input type="checkbox"/> 5 <input checked="" type="checkbox"/> 4 <input type="checkbox"/> 3 <input type="checkbox"/> 2 <input type="checkbox"/> 1	<input type="checkbox"/> 5 <input checked="" type="checkbox"/> 4 <input type="checkbox"/> 3 <input type="checkbox"/> 2 <input type="checkbox"/> 1	<input checked="" type="checkbox"/> 5 <input type="checkbox"/> 4 <input type="checkbox"/> 3 <input type="checkbox"/> 2 <input type="checkbox"/> 1
11	<input checked="" type="checkbox"/> 5 <input type="checkbox"/> 4 <input type="checkbox"/> 3 <input type="checkbox"/> 2 <input type="checkbox"/> 1	<input type="checkbox"/> 5 <input type="checkbox"/> 4 <input checked="" type="checkbox"/> 3 <input type="checkbox"/> 2 <input type="checkbox"/> 1	<input checked="" type="checkbox"/> 5 <input type="checkbox"/> 4 <input type="checkbox"/> 3 <input type="checkbox"/> 2 <input type="checkbox"/> 1	<input checked="" type="checkbox"/> 5 <input type="checkbox"/> 4 <input type="checkbox"/> 3 <input type="checkbox"/> 2 <input type="checkbox"/> 1	<input checked="" type="checkbox"/> 5 <input type="checkbox"/> 4 <input type="checkbox"/> 3 <input type="checkbox"/> 2 <input type="checkbox"/> 1
12	<input checked="" type="checkbox"/> 5 <input type="checkbox"/> 4 <input type="checkbox"/> 3 <input type="checkbox"/> 2 <input type="checkbox"/> 1	<input type="checkbox"/> 5 <input type="checkbox"/> 4 <input type="checkbox"/> 3 <input checked="" type="checkbox"/> 2 <input type="checkbox"/> 1	<input checked="" type="checkbox"/> 5 <input type="checkbox"/> 4 <input type="checkbox"/> 3 <input type="checkbox"/> 2 <input type="checkbox"/> 1	<input type="checkbox"/> 5 <input type="checkbox"/> 4 <input checked="" type="checkbox"/> 3 <input type="checkbox"/> 2 <input type="checkbox"/> 1	<input checked="" type="checkbox"/> 5 <input type="checkbox"/> 4 <input type="checkbox"/> 3 <input type="checkbox"/> 2 <input type="checkbox"/> 1
13	<input checked="" type="checkbox"/> 5 <input type="checkbox"/> 4 <input type="checkbox"/> 3 <input type="checkbox"/> 2 <input type="checkbox"/> 1	<input type="checkbox"/> 5 <input checked="" type="checkbox"/> 4 <input type="checkbox"/> 3 <input type="checkbox"/> 2 <input type="checkbox"/> 1	<input type="checkbox"/> 5 <input checked="" type="checkbox"/> 4 <input type="checkbox"/> 3 <input type="checkbox"/> 2 <input type="checkbox"/> 1	<input type="checkbox"/> 5 <input checked="" type="checkbox"/> 4 <input type="checkbox"/> 3 <input type="checkbox"/> 2 <input type="checkbox"/> 1	<input checked="" type="checkbox"/> 5 <input type="checkbox"/> 4 <input type="checkbox"/> 3 <input type="checkbox"/> 2 <input type="checkbox"/> 1
14	<input checked="" type="checkbox"/> 5 <input type="checkbox"/> 4 <input type="checkbox"/> 3 <input type="checkbox"/> 2 <input type="checkbox"/> 1	<input type="checkbox"/> 5 <input checked="" type="checkbox"/> 4 <input type="checkbox"/> 3 <input type="checkbox"/> 2 <input type="checkbox"/> 1	<input checked="" type="checkbox"/> 5 <input type="checkbox"/> 4 <input type="checkbox"/> 3 <input type="checkbox"/> 2 <input type="checkbox"/> 1	<input checked="" type="checkbox"/> 5 <input type="checkbox"/> 4 <input type="checkbox"/> 3 <input type="checkbox"/> 2 <input type="checkbox"/> 1	<input checked="" type="checkbox"/> 5 <input type="checkbox"/> 4 <input type="checkbox"/> 3 <input type="checkbox"/> 2 <input type="checkbox"/> 1
15	<input checked="" type="checkbox"/> 5 <input type="checkbox"/> 4 <input type="checkbox"/> 3 <input type="checkbox"/> 2 <input type="checkbox"/> 1	<input checked="" type="checkbox"/> 5 <input type="checkbox"/> 4 <input type="checkbox"/> 3 <input type="checkbox"/> 2 <input type="checkbox"/> 1	<input type="checkbox"/> 5 <input checked="" type="checkbox"/> 4 <input type="checkbox"/> 3 <input type="checkbox"/> 2 <input type="checkbox"/> 1	<input checked="" type="checkbox"/> 5 <input type="checkbox"/> 4 <input type="checkbox"/> 3 <input type="checkbox"/> 2 <input type="checkbox"/> 1	<input checked="" type="checkbox"/> 5 <input type="checkbox"/> 4 <input type="checkbox"/> 3 <input type="checkbox"/> 2 <input type="checkbox"/> 1




Sr. No.	Subject Knowledge	Communication	Presentation	Understanding of topic By Student	Usefulness
16	5 4 3 2 1	5 4 3 2 1	5 4 3 2 1	5 4 3 2 1	5 4 3 2 1
17	5 4 3 2 1	5 4 3 2 1	5 4 3 2 1	5 4 3 2 1	5 4 3 2 1
18	5 4 3 2 1	5 4 3 2 1	5 4 3 2 1	5 4 3 2 1	5 4 3 2 1
19	5 4 3 2 1	5 4 3 2 1	5 4 3 2 1	5 4 3 2 1	5 4 3 2 1
20	5 4 3 2 1	5 4 3 2 1	5 4 3 2 1	5 4 3 2 1	5 4 3 2 1
21	5 4 3 2 1	5 4 3 2 1	5 4 3 2 1	5 4 3 2 1	5 4 3 2 1
22	5 4 3 2 1	5 4 3 2 1	5 4 3 2 1	5 4 3 2 1	5 4 3 2 1
23	5 4 3 2 1	5 4 3 2 1	5 4 3 2 1	5 4 3 2 1	5 4 3 2 1
24	5 4 3 2 1	5 4 3 2 1	5 4 3 2 1	5 4 3 2 1	5 4 3 2 1
25	5 4 3 2 1	5 4 3 2 1	5 4 3 2 1	5 4 3 2 1	5 4 3 2 1
26	5 4 3 2 1	5 4 3 2 1	5 4 3 2 1	5 4 3 2 1	5 4 3 2 1
27	5 4 3 2 1	5 4 3 2 1	5 4 3 2 1	5 4 3 2 1	5 4 3 2 1
28	5 4 3 2 1	5 4 3 2 1	5 4 3 2 1	5 4 3 2 1	5 4 3 2 1
29	5 4 3 2 1	5 4 3 2 1	5 4 3 2 1	5 4 3 2 1	5 4 3 2 1
30	5 4 3 2 1	5 4 3 2 1	5 4 3 2 1	5 4 3 2 1	5 4 3 2 1
31	5 4 3 2 1	5 4 3 2 1	5 4 3 2 1	5 4 3 2 1	5 4 3 2 1
32	5 4 3 2 1	5 4 3 2 1	5 4 3 2 1	5 4 3 2 1	5 4 3 2 1
33	5 4 3 2 1	5 4 3 2 1	5 4 3 2 1	5 4 3 2 1	5 4 3 2 1
34	5 4 3 2 1	5 4 3 2 1	5 4 3 2 1	5 4 3 2 1	5 4 3 2 1






THE EDUCATION SOCIETY



In Association With

EDC

IIT ROORKEE




CERTIFICATE OF PARTICIPATION

This is to certify that Mr./ Ms.....
has participated in the 2 Days National Level Workshop cum Championship on
"IOT Using Arduino" "from 5th to 6th February 2018.

Organized by

Zeal College Of Engineering & Research, Narhe, Pune
in Association with
Finland Labs , Revert Technology Pvt. Ltd. & EDC, IIT Roorkee.




Principal
Dr.Ajit M Kate
ZCOER,Pune

For Revert Technology Pvt. Ltd.

Director

Shivendra Prasad Anjan Director
Revert Technology Pvt. Ltd.
New Delhi


AVIG PVT.LTD.



JARVIS

WORKSHOP

[3 Days Workshop]



AVIG
Pune.
www.avig.in
Mobile : 8177895916



SEPTEMBER 8, 2017

Mr. Jayesh Katkar,
Executive Director,
ZCOER PUNE.

Respected Sir,


We team AVIG would like to conduct a workshop regarding our project i.e. JARVIS. This is a smart assistance who works on ARTIFICIAL INTELLIGENCE which follows the user's voice command and take actions accordingly to fulfil the wish. The workshop will be of 3 days duration from 9 AM to 5 PM. The detailed description of the workshop is attached with the application.

Yours Obedient,

Team AVIG


Attachments:

- JARVIS workshop details.




-----Syllabus-----

Days	Topic	Timing
Day one	<ol style="list-style-type: none"> 1. Introduction to JARVIS. 2. JARVIS is made up of [Introduction to software and hardware] 3. Introduction to software:- <ol style="list-style-type: none"> 3.1 Introduction to visual studio. 3.2 Introduction to Speech Library from Microsoft. 	9:00 AM to 11:15 AM
	Short Break	11:15 AM to 11:30 AM
	<ol style="list-style-type: none"> 3.3 Creating user interactive text to speech(tts) application.[CMD Interface] 3.4 Creating user interactive speech to text(stt) application.[CMD Interface] 3.5 Combining tts & stt applications. 	11:30 AM to 1:00 PM
	Lunch Break	1:00 PM to 1:45 PM
	<ol style="list-style-type: none"> 3.6 Extending above application with GUI Interface. 3.7 Adding application control to JARVIS. 	1:45 PM to 3:45 PM
	Short Break	3:45 PM to 4:00 PM
	<ol style="list-style-type: none"> 3.8 Adding web Control to JARVIS. 3.9 Adding media control to JARVIS. 	4:00 PM to 5:00 PM




Day Two	4. Introduction to Hardware:- 4.1 Introduction to Arduino IDE. 4.2 Introduction to Arduino Boards family. 4.3 Introduction to Arduino Uno R3. 4.4 Introduction to DHT11 Sensor. 4.5 Introduction to MPRC522 RFID module. 4.6 Introduction to Relay Board [Arduino Compatible].	9:00 AM to 11:15 AM
	Short Break	11:15 AM to 11:30 AM
	4.7 Creating a LED Blink Program. 4.8 Creating a program for reading room temperature from DHT11 sensor. 4.9 Creating a program for reading RFID cards data.	11:30 AM to 1:00 PM
	Lunch Break	1:00 PM to 1:45 PM
	4.10 Creating a program for controlling relay boards. 4.11 Interfacing Relay control program with high voltage Bulb.	1:45 PM to 3:45 PM
	Short Break	3:45 PM to 4:00 PM
	4.12 Turning LED on and off using RFID cards. 4.13 Authentication of RFID Cards with LED Notifications.	4:00 PM to 5:00 PM



Day Three

<p>5. Combining Hardware and Software of JARVIS:- 5.1 Introduction to serial ports of Computers. 5.2 Data transfer between hardware and software using serial port. 5.3 Controlling LED on and off from GUI Based software.</p>	<p>9:00 AM to 11:15 AM</p>
<p>Short Break</p>	<p>11:15 AM to 11:30 AM</p>
<p>5.4 Controlling High voltage bulb from GUI Based software. 5.5 DHT11 and Software module DATA Manipulation. 5.6 RFID Cards DATA manipulation with Software.</p>	<p>11:30 AM to 1:00 PM</p>
<p>Lunch Break</p>	<p>1:00 PM to 1:45 PM</p>
<p>6. Combining JARVIS with hardware's:- 6.1 Adding Temperature calculation functionality by using DHT11 sensor. 6.2 Adding LED on and off functionality. 6.3 Adding RFID cards interfacing functionality by using MFRC522 kit. 6.3.1 Adding mail security for wrong RFID inputs in scenario of Door Locking/Unlocking mechanism.</p>	<p>1:45 PM to 3:45 PM</p>
<p>Short Break</p>	<p>3:45 PM to 4:00 PM</p>
<p>6.4 Adding High Voltage bulb on and off functionality by using Relay Board.</p>	<p>4:00 PM to 5:00 PM</p>




JARVIS Kit Includes:-

Sr.No	Component Name	Quantity
1.	Arduino UNO R3	1
2.	Arduino Programming Cable	1
3.	Bread Board	1
4.	Relay Development Board	1
5.	Jumper KIT	2 [Each contains 20 jumper wire]
6.	DHT11 Sensor	1
7.	RFID MFRC522 KIT	1
8.	Light KIT	1
9.	Recording Mice	1
10.	Specialized Carrying Case	1

Workshop Fees: - 2500₹

Workshop Duration: - 3 days



Fwd: JARVIS Workshop

vishwajeet jagatp <vishwajeet.j@zealeducation.com>

Mon, Sep 25, 2017 at 9:17 PM

To: DCOER_COMP_UG_Batch_16_17 <DCOER_COMP_UG_Batch_16_17@zealeducation.com>, vishwajeet300@gmail.com

Dear All Students,

Greetings of the day!

We are happy to Inform you that their are some changes made to the JARVIS workshop as requested by some students. The JARVIS workshop now will be a **hands-on** workshop.

JARVIS KIT will be provided to every student, kit will be taken back after practice session.

Workshop Duration - 2 Days.

Workshop Timing - 9 AM to 5 PM.

Workshop Fees - 400/Student.

When to Pay - You can pay half on day 1 and remaining half on day 2 or else you can pay full payment on day 1 also.

Workshop Date - 26/8/2017 and 27/8/2017.

If you have any issue please feel free to contact.

Contact Email - luciferengg@gmail.com

Contact No. - 08177895916


To know what we are going to teach you visit the link below.

<https://youtu.be/1Y0rOzLS3Wc>

Please fill the form given on the link bellow to register for the workshop.

<https://lucifersengg.com/jarvis-workshop>

ZEAL EDUCATION SOCIETY NARHE, PUNE
WEBSITE : www.zealeducation.com || www.dcoerpune.org

 Reduce, Reuse and Recycle. Go GREEN and please consider our environment before printing this email.


***** Disclaimer *****

This e-mail contains PRIVILEGED AND CONFIDENTIAL INFORMATION intended solely for the use of the addressee(s). If you are not the intended Recipient, please notify the sender by e-mail and delete the original message. Further, you are not to copy, disclose, or distribution of this E-mail or its contents to any other person and any such actions are unlawful. This e-mail may contain viruses. Zeal Education Society has taken every reasonable

precaution to minimize this risk, but is not liable for any Damage you may sustain as a result of any virus in this e-mail. You should carry out your own virus checks before opening the e-mail or attachment. Zeal Education Society reserves the right to monitor and review the content of all messages sent to or from this e-mail address. Messages sent to or from this e-mail address may be stored on the Zeal Education Society e-mail system.

*****-ZEAL EDUCATION SOCIETY-*****

-End of Disclaimer-



JARVIS WORKSHOP

In association with :
AVIG TECHDRAITIONS PVT. LTD.



WORKSHOP DETAILS:

- Two days workshop on IOT and building own highly advanced computerized A.I.
- Certificates to all participant from AVIG TECHDRAITIONS PVT. LTD.
- Best performing candidate will be given Excellence Certificate.
- Students from Computer , IT and E&TC Dept. can participate.
- A chance to work with us in future for development of exciting IOT and AI projects.
- Entries will be taken on first come first serve basis.

TECHNICAL DETAILS:

- Introduction to JARVIS
- Introduction to softwares.
- Introduction to Hardware of Jarvis.
- Basic Electronic Components.
- Programming ATMEGA Controller.
- Hands-On Session for interfacing with Sensors.
- Playing with AC Stuff.

Hands-on KIT Contents:

1. Atmel Microcontroller Development Board
2. Programming Cable
3. Bread Board
4. Relay Development Board
5. Jumper KIT
6. DHT11 Sensor
7. RFID MFRC522 KIT
8. Light KIT
9. Recording Mic



Form QR Code



Contact for Registrations:-
8177895916 / 8668625854
If you have any query please
come and visit us
at ZIMCA EDCL R-N.306 in
ZCOER.



Aishwarya Shivane 1021 TE IT
Romeez Sayyed 1022 TE IT
Vijay Satre Comp SE &
Bhargav Kadam X SE (comp)
Akshay Bobade TE (comp)
Nehal Dahhade TE (comp)
Aniket Badhe TE (comp)

Bhargav Kadam 1023

Nehal Dahhade 1024


Aniket Badhe 1025

Akshay Bobade 1026

Prajyot Pawar 1027

Vijay Satre 1028

Name Regno. class.
Omkar Shinde 1001 BF-Comp
Dhanesh Sampal 1002 TE-IT
Prachi Mahajan 1003 TE-II
Marish Rewanwar 1004 TE-II
Rituja Kashid 1005 TE-IT
Kunal Ramdas 1006 TE-IT
Hemal Hadvale 1007 TE-IT
Shubham Chopdekar 1008 TE-comp
Charanraj Lokhande 1009 TE-comp
Anand Uperelli 1010 TE-comp
Nisha Melkunder 1011 TE-IT
Aniket kumthekar 1012 TE-comp
Sonali Dhanadhekar 1013
Pranali Kehrisagar 1014 TE-IT
Kavita Rastar 1015 TE-II
Dhanashree Mokashi 1016 TE-IT
Shambhavi Dighe 1017 TE-IT
Shetal Khandekar 1018 TE-II
Nikita Gandhi 1019 TE-IT
Manesh Patil 1020 BF-comp









Zeal Education Society

Certificate of Achievement

This Certificate is Proudly Conferred to


_____ has triumphantly completed the

JARVIS Workshop

held on 8th and 9th day of January, 2018 at

Zeal College of Engineering and Research, Pune

by AVIG TECHDRAITONS PVT.LTD




Prof. Tambe Kailas P.,
Secretary, JEE Education
Society.



ESTD-1998
ZCOER
PUNE

Director, Avig Techdraitons
Pvt. Ltd. Pune.



Date:01/09/2017

To,
Rohit Singh
Sicology Enterprise Pvt Ltd.
Pune

Subject: Invitation Letter

Dear Sir,


Greeting !

It gives me immense pleasure to invite you to conduct a workshop on "Swift Programming" at Zeal education Society's Zeal college of Engineering & Research (Computer Engineering Department) on 9th & 10th September 2017.

We have groomed our student not only in their chosen discipline but also broaden their mindsets and have created positive attitude thus making them capable so that they can be an asset to whichever Institute / Organization they may join. This workshop will surely prove a massive exposure towards recent trends.

Please feel free to call, if you require any further information. Looking forward for your positive response.

Thank You.



Yours Sincerely,

Prasad S. Halgaonkar

Dr. Prasad S. Halgaonkar

Head of Department,
Dept. of Computer Engineering
(Computer Engineering)
of Zeal Education Society's Zeal College of Engineering & Research,
Pune, Pune-411 004.

Sicology Enterprise Pvt Ltd.

Swift Programming

1. This workshop is a 2 day workshop which will be conducted for the duration of 6 hours each day , the dates for which are the 9th - 10th September (Saturday - Sunday) starting at 10 am.

The workshop will work in a presentation format where we will conduct all the topics one by one and there will a quiz as we finish each topic.

Topics -

- Operators
- Strings and Characters
- Control Flow
- Functions
- Enumerations
- Extensions
- Classes and Structure
- Methods
- Inheritance
- Optional - Swift Exclusive
- Automatic Reference Counting - Swift Exclusive
- Protocols


Pre Requisites -

1. Please carry your own laptops (any operating system) and your own internet data / personal hotspot
2. Please carry the receipts given to you by the academic coordinators, without this you will not be allowed to attend the workshop

In Case of Any Questions -

Rohit Singh - rohit@sicology.co.in

Shubham Tandon - shubham@sicology.co.in




Sicology Enterprise Pvt Ltd.

Swift

1. This workshop is a 2 day workshop which will be conducted for the duration of 6 hours each day , the dates days will be (Saturday - Sunday) starting at 10 am.
2. The workshop will work in a presentation format where we will conduct all the topics one by one and there will a quiz as we finish each topic.

Topics -

- Operators
- Strings and Characters
- Control Flow
- Functions
- Enumerations
- Extensions
- Classes and Structure
- Methods
- Inheritance



Sicology Enterprise Pvt Ltd

- Optional - Swift Exclusive
- Automatic Reference Counting - Swift Exclusive
- Protocols

Pre Requisites -

1. Please carry your own laptops (any operating system) and your own internet data / personal hotspot
2. Please carry the receipts given to you by the academic coordinators, without this you will not be allowed to attend the workshop.

Certificate will be provided on successful completion of the workshop.

Fees - Rs. 850/-

In Case of Any Questions -

Rohit Singh - rohit@sicology.co.in

Shubham Tandon - shubham@sicology.co.in

Sicology Enterprise Pvt Ltd



Report of Workshop

on


“Swift Programming”

(9th and 10th Sept, 2017)

Organized By

Department of Computer Engineering

Zeal College of Engineering & Research, Pune



EVENT HIGHLIGHT:

Swift is a general-purpose, multi-paradigm, compiled programming language developed by Apple Inc. for iOS, macOS, watchOS, tvOS, and Linux. Writing Swift code is interactive and fun, the syntax is concise yet expressive, and Swift includes modern features developers love. Swift code is safe by design.

In this workshop, resource person has started with basic concepts of **Swift Programming**. This event was conducted on **09th and 10th Sept.2017**, from 08:00 AM to 06.00 PM for both days. It was really nice experience for student to have hands on session on the recent technology. The workshop was in a presentation format where they conducted topics one by one and there will a quiz after each topic.

Following topics has covered in the workshop.

- Operators
- Strings and Characters
- Control flow, Functions
- Enumerations
- Extensions
- Classes and Structures
- Methods
- Inheritance

Guests:

Rohit Singh (Sicology Enterprise Pvt Ltd.,Pune)


Shubham Tandon (Sicology Enterprise Pvt Ltd.,Pune)

Objective:

- To gain the hands-on knowledge of Swift Programming - developed by Apple Inc.
- To develop an application for iOS, macOS, watchOS, tvOS, and Linux.

Outcome:

- Students are gained the hands-on knowledge of Swift Programming and they started using this technology for their academic projects in Windows and Linux.






Doubts solving in workshop



Hands-on session



Rohit Singh (Sicology Enterprise Pvt Ltd.,Pune) concluded this event at 6.00 pm and also showed their interests to conduct more no of technical events, talks and technical hands on workshop in future.

On behalf of Computer Engineering Department, Dr. Prasad S. Halgaonkar presented vote of thanks to Mr. Rohit Singh and Mr. Shubham Tandon for their continuous support to make this event successful. Students enjoyed this workshop and demanded to arrange such workshop on recent trends in future.



HOD (Shift- I)

Dr. Prasad S. Halgaonkar




HOD (Shift- II)

Dr. Swapnja Ubale

Coordinators:


Prof. A B.Kathole

Prof. S. A. Pawar



Zeal Education Society's
ZEAL COLLEGE OF ENGINEERING AND RESEARCH,
 NARHE | PUNE - 41 | INDIA
DEPARTMENT OF COMPUTER ENGINEERING
SWIFT PROGRAMMING

Sr. No.	Roll No.	Name	Class	Contact	Email id	Sign
1)	73	Nrupesh . M. Morne	T.E.C	9011448325	nrupeshmorne@gmail.com	
2)	67	Kunal . D. wani	T.E.C	9657641333	Kunalwani2@gmail.com	
3)	70	Aniket Kumbhakar	T.E.C	9765343512	Kumbhakar aniket@gmail.com	
4)	76	Kamboj Sumit Sunjay	T.E.C	8408055877	Sumit Kamboj 25@gmail.com	
5)	-	Aditi Charan	IT			
6)	-	Neha Bairagi	IT			
7)	-	Ughade Shriram Gaurishankar	Computer Technology	8605417488	ShriramUghades2@gmail.com	
8)	32	Kshirsagar Prajakta. V.	TE.A Comp	9175596440	ksagarprajakta@gmail.com	
9)	82	Waytos Kumbhakar	TE.C	-	kc.4kcs12@gmail	



ZEAL EDUCATION SOCIETY'S

ZEAL COLLEGE OF ENGINEERING & RESEARCH, NARHE


Department Of Computer Engineering

Swift Programming (09th and 10th Sept.2017)

Student Attendance

Date: 09/09/10

Sr No.	Name of Student	Class	Contact No	Email id	Sign
1	Nrupesh M.Marne	TEC	901144 8325	nrupeshmarne@gmail.com	
2	Kunal D.Wani	TEC	9657 641 333	kunalwani2@gmail.com	
3	Aniket Kumthekar	TEC	9765 343 512	kumthekar.aniket@gmail.com	
4	Sumit Sanjay Kamboj	TEC	84080 558 77	sumitkamboj250@gmail.com	
5	Aditi Chavan	ET			
6	Neha Bairag	ET			
7	Shiram Ughade	Comp.	8605 417 438	shriramUghade52@gmail.com	
8	Prajakta V.Kshirsagar	TE.A Comp.	91755 90110	ksagarprajakta.v@gmail.com	
9	wcybos kc.	TEC	18845-28954	kc.ykos12@gmail	













ZEAL EDUCATION SOCIETY'S
ZEAL COLLEGE OF ENGINEERING & RESEARCH, NARHE

Department Of Computer Engineering
Swift Programming (09th and 10th Sept.2017)

Student Attendance

Date: 10-09-17

Sr No.	Name of Student	Class	Contact No	Email id	Sign
1	Nrupesh M. Marne	T.E.C	9011448325		
2	Kunal D. Wani	TEC	9657641333		
3	Aniket Kumthekar	TEC	9765343512		
4	Sumit Sanjay Kamboj	TEC	8408055877		
5	Aditi Chavan	IT			
6	Neha Bairag	IT			
7	Shiram Ughade	Co-P.	8605419432		
8	Prajakta V. Kshirsagar	TE.A.	9175596440		
9	Naybas Kic	TEC		kk.460512@gmail	



Zeal Education Society's
Zeal College of Engineering and Research
Department of Computer Engineering
WORKSHOP ON SWIFT PROGRAMMING
FEEDBACK FORM

About Training Program

1.) Did you find the training useful?

<input checked="" type="checkbox"/> Very Useful	<input type="checkbox"/> Quite Useful
<input type="checkbox"/> Not Very Useful	<input type="checkbox"/> Not Useful at all

2.) Did it cover what you were expecting?

<input checked="" type="checkbox"/> Completely	<input type="checkbox"/> Partially
<input type="checkbox"/> Not at all	

3.) Grade the overall workshop(max. 10) (10)

4.) Remark for the workshop

Useful in future

a) _____

b) _____

Trainer

1.) About Trainer Interaction (max. 10)

No	Trainer Name	Presentation Skill	Subject Knowledge	Doubt Clearing
1	Rohit	10	10	10
2	Shubham	10	10	10

2.) Remark for the Trainer

Helpfull

a) Understandable, good presentation skill

b) _____

Similar Training at Your Class

Will you be interested to go for it?

<input checked="" type="checkbox"/> Yes	<input type="checkbox"/> No
---	-----------------------------

Suggestions for Improvements

a) No

b) _____

c) _____

Personal Details

Signature: <u>Nrupesh</u>	Date: <u>10/9/17</u>
Name: <u>Nrupesh, Moyn</u>	Contact No: <u>9011449325</u>
Class: <u>TE.C</u>	Roll No.: <u>T12073</u>



Zeal Education Society's
 Zeal College of Engineering and Research
 Department of Computer Engineering
WORKSHOP ON SWIFT PROGRAMMING
FEEDBACK FORM

About Training Program

1.) Did you find the training useful?

<input checked="" type="checkbox"/> a) Very Useful	<input type="checkbox"/> b) Quite Useful
<input type="checkbox"/> c) Not Very Useful	<input type="checkbox"/> d) Not Useful at all

2.) Did it cover what you were expecting?

<input checked="" type="checkbox"/> a) Completely	<input type="checkbox"/> c) Partially
<input type="checkbox"/> b) Not at all	

3.) Grade the overall workshop (max. 10) (10)

4.) Remark for the workshop

- a) Helpfull.
- b) learned something new

Trainer

1.) About Trainer Interaction (max. 10)

No	Trainer Name	Presentation Skill	Subject Knowledge	Doubt Clearing
1	Shubham	10	10	10
2	Rohit	10	10	10

2.) Remark for the Trainer

- a) Helpfull.
- b) Perfectly delivered the topic.

Similar Training at Your Class

Will you be interested to go for it?

<input checked="" type="checkbox"/> a) Yes	<input type="checkbox"/> b) No
--	--------------------------------

Suggestions for Improvements

- a) _____
- b) _____
- c) _____

Personal Details

Signature: <u>Kunal Wami</u>	Date: <u>10/9/17</u>
Name: <u>Kunal Wami</u>	Contact No: <u>9657641333</u>
Class: <u>TE C</u>	Roll No.: <u>T12067</u>



Zeal Education Society's
Zeal College of Engineering and Research
Department of Computer Engineering
WORKSHOP ON SWIFT PROGRAMMING
FEEDBACK FORM

About Training Program

1.) Did you find the training useful?

<input checked="" type="checkbox"/> a) Very Useful	<input type="checkbox"/> b) Quite Useful
<input type="checkbox"/> c) Not Very Useful	<input type="checkbox"/> d) Not Useful at all

2.) Did it cover what you were expecting?

<input checked="" type="checkbox"/> a) Completely	<input type="checkbox"/> c) Partially
<input type="checkbox"/> b) Not at all	

3.) Grade the overall workshop(max. 10) (10)

4.) Remark for the workshop

- a) learn something new
- b) _____

Trainer

1.) About Trainer Interaction (max. 10)

No	Trainer Name	Presentation Skill	Subject Knowledge	Doubt Clearing
1	<u>Rohit</u>	<u>10</u>	<u>10</u>	<u>10</u>
2	<u>Shubham</u>	<u>10</u>	<u>10</u>	<u>10</u>

2.) Remark for the Trainer

- a) Helpful & Understandable
- b) have the ability to solve problem.

Similar Training at Your Class

Will you be interested to go for it?


<input checked="" type="checkbox"/> a) Yes	<input type="checkbox"/> b) No
--	--------------------------------

Suggestions for Improvements

- a) _____
- b) _____
- c) _____

Personal Details

Signature: <u>[Signature]</u>	Date: <u>10/9/17</u>
Name: <u>Aniket Komthekar</u>	Contact No: _____
Class: <u>TEC</u>	Roll No.: <u>12070</u>
	<u>9765343512</u>



Zeal Education Society's
 Zeal College of Engineering and Research
 Department of Computer Engineering
WORKSHOP ON SWIFT PROGRAMMING
FEEDBACK FORM

About Training Program

1.) Did you find the training useful?

<input checked="" type="checkbox"/> a) Very Useful	<input type="checkbox"/> b) Quite Useful
<input type="checkbox"/> c) Not Very Useful	<input type="checkbox"/> d) Not Useful at all

2.) Did it cover what you were expecting?

<input checked="" type="checkbox"/> a) Completely	<input type="checkbox"/> c) Partially
<input type="checkbox"/> b) Not at all	

3.) Grade the overall workshop(max. 10) (10)

4.) Remark for the workshop

a) useful in future

b) _____

Trainer

1.) About Trainer Interaction (max. 10)

No	Trainer Name	Presentation Skill	Subject Knowledge	Doubt Clearing
1	Shubham	10	10	10
2	Rohit	10	10	10

2.) Remark for the Trainer

a) Usefull & also Help full

b) Understandable, good performance

Similar Training at Your Class

Will you be interested to go for it?

<input checked="" type="checkbox"/> a) Yes	<input type="checkbox"/> b) No
--	--------------------------------

Suggestions for Improvements


a) _____

b) _____

c) _____

Personal Details

Signature: <u>JAMBAT</u> Name: <u>SUMIT S. KAMBAT</u> Class: <u>TE - C</u> Roll No.: <u>T12077</u>	Date: <u>10-SEP-2017</u> Contact No: <u>8408055877</u>
--	---






**ZEAL EDUCATION SOCIETY'S
ZEAL COLLEGE OF ENGINEERING & RESEARCH
DEPARTMENT OF INFORMATION TECHNOLOGY**

Sr.no. 39, Narhe, Pune-41. phone no. 020-67206127

Website:www.zcoer.in



To,
The Principal,
Zeal College of Engineering & Research, Pune

Date - 06/08/2017

Subject - Permission regarding IOT workshop

Respected Sir,


We department Information Technology and Computer Engineering Planned to organize 2 days IOT (Internet of Things) workshop from 16 August 2017 to 17 August 2017 for BE(IT) & BE (COMP) students.


Total numbers of students which will appear for workshop will be around 50.


The contain which will cover in this workshop is attached herewith.

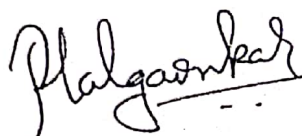
This workshop will really increase IOT projects awareness among students and will give confidence about hands on practices of IOT.

So kindly grant us permission for the same.




Prof. V.M. Chupte
Coordinator (IT)


Prof. S.U. Kadam
HOD IT


Dr. P. Halgaonkar
HOD COMP

*Allowed
Hod/comp
06/08/2017*

*Allowed
Hod/IT*

IOT Workshop Flex Design For social Media



Zeal Education Society's
ZEAL COLLEGE OF ENGINEERING & RESEARCH, PUNE





**TWO DAYS WORKSHOP
ON
INTERNET OF THINGS : A HANDS ON APPROACH**


ORGANIZED BY
CSI STUDENTS CHAPTER
DEPARTMENT OF INFORMATION TECHNOLOGY & COMPUTER ENGINEERING


Date : 16th & 17th Aug 2017
Time : 10 am onwards

Venue :
IBM Laboratory, ZCOER.


Prof. Juber Nadaf
Coordinator


Dr. Prasad S. Halgaonkar
HOD (Shift -I)


Dr. S. A. Ubale
HOD (Shift -II)





Zee Education Society's

ZEE COLLEGE OF ENGINEERING & RESEARCH, PUNE



TWO DAYS WORKSHOP ON

INTERNET OF THINGS : A HANDS ON APPROACH

ORGANIZED BY _____
CSI STUDENTS CHAPTER

DEPARTMENT OF INFORMATION TECHNOLOGY & COMPUTER ENGINEERING

Date : 16th & 17th Aug 2017
Time : 10 am onwards

Venue : _____ ER.
IBM Laboratory,

BYOU



Viresh Chapte <viresh.chapte@zealeducation.com>

Regarding IOT Workshop @ ZCOER

Tue, Aug 8, 2017 at 2:52 PM

Viresh Chapte <viresh.chapte@zealeducation.com>

To: tushar@tusharkute.com

Cc: sandip kadam <sandip.kadam@zealeducation.com>, "Dr. Prasad Halgaonkar" <prasad.halgaonkar@zealeducation.com>

Respected Sir,

as per our Discussion on a phone call we are ready to conduct IOT Workshop on 16th August 2017 to 17th August 2017 with discussed syllabus. we are very thankful to you as you accepted our invitation.

Invis
for Res

--

Thanks & Regards,

Mr. Viresh M. Chapte

Assistant Professor

Department of Information technology,
Zeal College of Engineering & Research, Pune

Mob No. 09665510002

ZEAL EDUCATION SOCIETY NARHE, PUNE


WEBSITE : www.zealeducation.com || www.dcoerpune.org

www.facebook.com/ZEALDUSOC

www.facebook.com/ZCOERIT

www.vireshchapte.com

www.facebook.com/vireshchapte10





Viresh Chapte <viresh.chapte@zealeducation.com>

Regarding IOT Workshop @ ZCOER

Tue, Aug 8, 2017 at 3:11 PM

Tushar B Kute <tushar@tusharkute.com>
To: Viresh Chapte <viresh.chapte@zealeducation.com>

Dear Sir,

We accept your invitation for workshop. We will be available on given dates for the conduction.

Regards,

[Quoted text hidden]

[Quoted text hidden]

Reduce, Reuse and Recycle. Go GREEN and please consider our environment before printing this email.

Consent from R.


***** Disclaimer *****

This e-mail contains PRIVILEGED AND CONFIDENTIAL INFORMATION intended solely for the use of the addressee(s). If you are not the intended Recipient, please notify the sender by e-mail and delete the original message. Further, you are not to copy, disclose, or distribution of this E-mail or its contents to any other person and any such actions are unlawful. This e-mail may contain viruses. Zeal Education Society has taken every reasonable

precaution to minimize this risk, but is not liable for any Damage you may sustain as a result of any virus in this e-mail. You should carry out your own virus checks before opening the e-mail or attachment. Zeal Education Society reserves the right to monitor and review the content of all messages sent to or from this e-mail address. Messages sent to or from this e-mail address may be stored on the Zeal Education Society e-mail system.

*****-ZEAL EDUCATION SOCIETY-*****

-End of Disclaimer-



Internet of Things Design with Raspberry Pi

[Primary]

Software Requirements:

Operating System: Ubuntu 16.04 LTS, Raspbian
Python 2 or 3.

Hardware Requirements:

Raspberry Pi Complete Kit with Sensors
Processor: Pentium Dual Core +
RAM: Min 4GB

Pre-requisites: Knowledge of Python is mandatory.

Contents

Day-1 [06 Hours]

Introduction to Internet of Things

- IOT Architecture
- Impact of IoT
- IoT Privacy, Security and Governance
- Current Trends and Research Opportunities in IoT
- Introduction to different IOT boards based on Processor and controller

Introduction to Raspberry Pi

- Architecture, features and versions
- Embedded Developer Suit
- OS for ARM architectures
- OS installation
- Raspbian Fundamentals: Working in GUI / Terminal Mode
- Complete Raspbian configuration
- Introduction to GPIO



- Installing, updating, upgrading the packages
- Networking and accessing via ssh or telnet or PuTTY
- Sensors and GPIO interfacing

Day-2 [06 Hours]

IOT Design using Raspberry Pi

- Introduction to RPi python programming
- Blinking the LEDs, Fading the LEDs
- Ringing Buzzers by various ways
- Interfacing the IR sensor
- Interfacing the Ultrasonic distance Sensor
- Installation of extra libraries in Python
- Interfacing the Temperature sensors
- Creating the Sensor – RPi – Actuator system
- Collecting the sensors data.

Database Programming


Networking

Training Charges: ₹300 per student (min 50 students expected)

The accommodation to three resource persons must be provided by the institute.

The probable dates: 10th July 2017 onwards.

Rashmi R. Thorave
Managing Director,
Mitu Skillologies,
<http://mitu.co.in>





**Zeal Education Society's
ZEAL COLLEGE OF ENGINEERING AND RESEARCH,
NARHE | PUNE - 41 | INDIA
DEPARTMENT OF COMPUTER ENGINEERING**



NOTICE

All the students of SE, TE & BE are hereby informed that we are conducting the IOT workshop for the students on 16th and 17th of September, 2017. Entry fee for workshop is 300Rs per student. So the students who are ready to participate for the same can give their name to Mr. Jubber Salim Nadaf.

Kindly take a note of it.

Dr. Prasad S. Halgaonkar

HOD





ZEAL EDUCATION SOCIETY'S
ZEAL COLLEGE OF ENGINEERING & RESEARCH
DEPARTMENT OF COMPUTER ENGINEERING
Sr. no. 39, Narhe, Pune-41. phone no. 020-67206127
Website: www.zeal.ac.in

Report on - "Internet of Things: A hands on Approach"

Workshop Name: Internet of Things: A hands on Approach

Workshop Date: 16th & 17th August, 2017

Venue: IBM Lab, ZCOER, Narhe, Pune.

This workshop with CSI inauguration with the graceful presence of Mr. Wasant Pathe (CSI Chairman Maharashtra & Goa) and IoT Workshop Resource person Mr. Jushar Kane (MITU SKillologies) after inauguration Mr. Jushar Kane started workshop in IBM lab with the introduction with IoT and its era. Following syllabus points taken in the workshop.

Day-1 (16 Hours)

Introduction to Internet of Things

- IoT Architecture
- Impact of IoT
- IoT Privacy, Security and Governance
- Current Trends and Research Opportunities in IoT
- Introduction to different IoT boards based on Processor and controller
- * Introduction to Raspberry Pi
- Architecture, features and versions
- Embedded Developer Suit
- OS for ARM architectures
- OS installation
- Raspberry Fundamentals: Working in GUI Terminal mode
- Complete Raspberry configuration
- Introduction to GPIO
- Installing, updating, upgrading the packages
- Networking and accessing via ssh or telnet or PuTTY
- Sensors and GPIO interfacing



Day-2 [06 Hours]

IOT Design using Raspberry Pi

- Introduction to RPi python programming
- Blinking the LEDs, Fading the LEDs
- Ringing Buzzers by various ways
- Interfacing the IR sensor
- Interfacing LDR sensor
- Interfacing the Ultrasonic distance Sensor HC-SR04
- Installation of extra libraries in Python
- Interfacing the Temperature sensors – DHT11
- Creating the Sensor – RPi – Actuator system
- Collecting the sensors data.
- Informing the user through internet.

Total 54 participants' admitted in workshop (29 participants from IT Department and 25 students from Computer Science Department) and successfully attended 2days workshop.

Photographs:



CSI students Chapter Inauguration & IOT workshop opening by Lamp Lighting






Dr.S.D.Shirbahadurkar (HOD E & TC) Felicitating Mr.Tushar Kute



Students at registration Desk






Mr.Tushar Kute While Conducting Workshop



Mr.Tushar Kute While Conducting Workshop




ZEAL EDUCATION SOCIETY'S
ZEAL COLLEGE OF ENGINEERING & RESEARCH, PUNE.
DEPARTMENT OF COMPUTER ENGINEERING
REGISTRATION FOR IOT HANDS-ON APPROACH

Date: 16/08/2017

Sr. No.	Name of Student	Mobile No.	Class	Amount	Sign
1.	Abhishek Balasahab Malunjan	8318836651	BE(C)	300	
2.	Mayuri Pradip Wajkole	9657579307	SE(C)	300	
3.	Aaditi Dattatray Kuntekar	8605465497	SE(C)	300	
4.	Roja Suresh Mhalim	9812988402	SE(C)	300	
5.	Gauri Vinod Kale	8149129252	SE(C)	300	
6.	Shwetambai Manohar ²⁰ Solanke	8796477856	SE(C)	300	
7.	Kulparni Yash Prashant	8483904025	TE(A)		
8.	Pavina Gajanan Bonikar	8605452925	SE(A)	300	
9.	Gayatri Srinivasi Govande	7030182605	SE(A)	300	
10.	Sanali Minakshi Dhanpure	9926475763	TE(C)	300	
11.	Naman Rajendra Jangid	9561141958	SE(A)	300	
12.	Abhishek Sunil Nimbarkar	7028948969	SE(A)	300	
13.	Aaditi Nibin Nerkar	8007379945	SE(A)	300	
14.	Rudra Kiran Malali	8149726110	SE(A)	300	
15.	Kanchan Bharubai Walave	9152233542	SE		
16.	Pratibha Prakash Waghmare	9112360681	SE(C)	300	
17.	Suraj Vitthal Jadhav	7798767166	SE(A)	300	
18.	Ninad Ashok Deorukhakar	9158949222	SE(A)	300	
19.	Naman Rajendra Jangid				
19.	Priyadarshini Prashant Iraraj	9730947665	SE(A)	300	
20.	Shamvan Bhushan Vyavahare	7770070363	BE(A)	300	
21.	Prajakta Hemant Joshi	9689645701	SE(A)	300	
22.	Susheela Tukaram Bhide	9665818321	SE(A)	300	
23.	Parikshit Pavindra Warkhane	9595324847	SE(A)	300	
24.	Arkan Shrikant Kadam	9689687160	SE(A)	300	
25.	Chinmay Santosh Kumbhakar	8237191247	SE(A)	300	
26.	Aditya Vikram Kevsarkar	7028948969	SE(A)	300	

Regist



Comp

ZEAL EDUCATION SOCIETY'S
ZEAL COLLEGE OF ENGINEERING & RESEARCH, PUNE.
DEPARTMENT OF COMPUTER ENGINEERING
ATTENDACE FOR IOT HANDS-ON APPROACH Date: 17/08/2017


Sr. No.	Name of Student	Session 1	Session 2	Session 3
1	Akshoto kulkarni	Aksho	Aksho	Aksho
2	Yash kulkarni	Yashkarni	Yashkarni	Yashkarni
3	Anjali Meena	Anjali	Anjali	Anjali
4	Aditya Kewadkar.	Aditya	Aditya	Aditya
5	Kavita Raut	K Raut	K Raut	K Raut
6	Shrutiksha Waghmare	Shrutiksha	Shrutiksha	Shrutiksha
7	Ravina Baruskar	Ravina	Ravina	Ravina
8	Kanchan Walane	K Walane	K Walane	K Walane
9	Pooja mholim	P.S.Mholim	P.S.Mholim	P.S.Mholim
10	Gauri Kale	Gkale	Gkale	Gkale
11	Aaditi kurlekar	Aaditi	Aaditi	Aaditi
12	Mayuri waykole	Mwaykole	Mwaykole	Mwaykole
13	shwetambari solanke	Shwetambari	Shwetambari	Shwetambari
14	sonali dhamdhare	Sonali	Sonali	Sonali
15	Priyadarshini P. Jitraj.	P.P.Jitraj	P.P.Jitraj	P.P.Jitraj
16	Aditi Nextar.	Aditi	Aditi	Aditi
17	Naman. R. Jangid	Naman	Naman	Naman
18	Ninad A. Deorukhakar.	Ninad	Ninad	Ninad
19	Jadhav Suraj	Jadhav	Jadhav	Jadhav
20	Rudra Malali	R.	R.	R.
21	Gayatri Gevande	Gayatri	Gayatri	Gayatri
22	Prajakta Joshi	P.	P.	P.
23	Nikhil Nimbalkar	Nimbalkar	Nimbalkar	Nimbalkar
24	omkar kadam.	Omkar	Omkar	Omkar
25	Sagar Koot	Sagar	Sagar	Sagar
26	Chimay kumbhare	Chimay	Chimay	Chimay
27	Swaroop shinde.	Swaroop	Swaroop	Swaroop



ZEAL EDUCATION SOCIETY'S
ZEAL COLLEGE OF ENGINEERING & RESEARCH, PUNE.
DEPARTMENT OF COMPUTER ENGINEERING
IOT HANDS-ON APPROACH

ATTENDANCE SHEET DAY 1 Date: 16/08/2017

Sr. No.	Name of Student	Session 1	Session 2	Session 3	Session 4
1	SONALI MINAKSHI DHAMDHERE	<u>Sonali</u>	<u>Sonali</u>	<u>Sonali</u>	
2	Hrishikesh Balasahre Mahimkav	<u>Hrishikesh</u>	<u>Hrishikesh</u>	<u>Hrishikesh</u>	
3	Nikhil Nimbalkar	<u>Nikhil</u>	<u>Nikhil</u>		
4	Chinmay Kumbhारे	<u>Chinmay</u>	<u>Chinmay</u>		
5	Sakar Koot	<u>Sakar</u>	<u>Sakar</u>		
6	Rahul Nirmal	<u>Rahul</u>	<u>Rahul</u>		
7	OMKAR KADAM	<u>Omkar</u>	<u>Omkar</u>		
8	Aditi Nerkar	<u>Aditi</u>	<u>Aditi</u>		
9	Naman Jangid	<u>Naman</u>	<u>Naman</u>		
10	Rudra Malali	<u>Rudra</u>	<u>Rudra</u>		
11	Priyadarshini P. Jitraj	<u>Priyadarshini</u>	<u>Priyadarshini</u>		
12	Prajakta H. Joshi	<u>Prajakta</u>	<u>Prajakta</u>	<u>Prajakta</u>	
13	Srushti T. Shinde	<u>Srushti</u>	<u>Srushti</u>	<u>Srushti</u>	
14	Pankshit R. Wakchoure	<u>Pankshit</u>	<u>Pankshit</u>	<u>Pankshit</u>	
15	Gayatri Govande	<u>Gayatri</u>	<u>Gayatri</u>	<u>Gayatri</u>	
16	Shravan Vyavabare	<u>Shravan</u>	<u>Shravan</u>		
17	Kulkarni Yash Prashant	<u>Yash</u>	<u>Yash</u>	<u>Yash</u>	
18	Kulkarni Akshata Arund	<u>Akshata</u>	<u>Akshata</u>	<u>Akshata</u>	
19	Kewadkar Aditya	<u>Aditya</u>	<u>Aditya</u>	<u>Aditya</u>	
20	Meena Anjali	<u>Anjali</u>	<u>Anjali</u>	<u>Anjali</u>	
21	Raut Kavita	<u>Kavita</u>	<u>Kavita</u>	<u>Kavita</u>	
22	DEORUKHAKAR NINAD	<u>Ninad</u>	<u>Ninad</u>		
23	JADHAV SURAJ	<u>Suraj</u>	<u>Suraj</u>		
24	Pavani Baiskar	<u>Pavani</u>	<u>Pavani</u>		
25	Neetika Wagbhosare	<u>Neetika</u>	<u>Neetika</u>		
26	Kanchan walave	<u>Kanchan</u>	<u>Kanchan</u>		
27	Pooja mhalim	<u>P.s.Mhalim</u>	<u>P.s.Mhalim</u>		
28	shwetambari solanke	<u>Shwetambari</u>	<u>Shwetambari</u>		
29	Aaditi kurlkar	<u>Aaditi</u>	<u>Aaditi</u>		
30	Gauri kale	<u>Gauri</u>	<u>Gauri</u>		





Zeal Education Society's
ZEAL COLLEGE OF ENGINEERING AND RESEARCH,
NARHE | PUNE - 41 | INDIA
DEPARTMENT OF INFORMATION TECHNOLOGY

Feedback Form

We would appreciate if you could take a few minutes to share your opinions with us so we can serve you better.

Please return this form to the instructor or organizer at the end of the session.

Title: IOT HANDS-ON APPROACH

Resource Person: Mr. Tushar Kute

Date: 16 & 17/08/2017

- | | | | | | |
|--|----------------------------|----------------------------|----------------------------|----------------------------|---------------------------------------|
| 1. The content was as described in course materials | 1 <input type="checkbox"/> | 2 <input type="checkbox"/> | 3 <input type="checkbox"/> | 4 <input type="checkbox"/> | 5 <input checked="" type="checkbox"/> |
| 2. I will recommend this kind of hands-on to other conservators | 1 <input type="checkbox"/> | 2 <input type="checkbox"/> | 3 <input type="checkbox"/> | 4 <input type="checkbox"/> | 5 <input checked="" type="checkbox"/> |
| 3. The program was well paced within the allotted time | 1 <input type="checkbox"/> | 2 <input type="checkbox"/> | 3 <input type="checkbox"/> | 4 <input type="checkbox"/> | 5 <input checked="" type="checkbox"/> |
| 4. The instructor was a good communicator | 1 <input type="checkbox"/> | 2 <input type="checkbox"/> | 3 <input type="checkbox"/> | 4 <input type="checkbox"/> | 5 <input checked="" type="checkbox"/> |
| 5. The material was presented in an organized manner | 1 <input type="checkbox"/> | 2 <input type="checkbox"/> | 3 <input type="checkbox"/> | 4 <input type="checkbox"/> | 5 <input checked="" type="checkbox"/> |
| 6. The instructor was knowledgeable on the topic/objectives | 1 <input type="checkbox"/> | 2 <input type="checkbox"/> | 3 <input type="checkbox"/> | 4 <input type="checkbox"/> | 5 <input checked="" type="checkbox"/> |
| 7. I would be interested in attending a follow-up, more advanced hands-on on this same subject | 1 <input type="checkbox"/> | 2 <input type="checkbox"/> | 3 <input type="checkbox"/> | 4 <input type="checkbox"/> | 5 <input checked="" type="checkbox"/> |
| 9. Was the presentation visual | 1 <input type="checkbox"/> | 2 <input type="checkbox"/> | 3 <input type="checkbox"/> | 4 <input type="checkbox"/> | 5 <input checked="" type="checkbox"/> |
| 10. Voice audible & clear | 1 <input type="checkbox"/> | 2 <input type="checkbox"/> | 3 <input type="checkbox"/> | 4 <input type="checkbox"/> | 5 <input checked="" type="checkbox"/> |

The program overall Total: 40/45

- a. Given the topic, was this hands-on: a. Too short b. Right length c. Too long
- b. In your opinion, was this hands-on: a. Introductory b. Intermediate Feedback Form
- c. What did you most appreciate/enjoy/think was best about the course? A improvement?

I enjoyed the content attitude of the instructor & application based approach.

Suggestions - Individual Kit to Every

Allocate more money Director of the Centre

Thank you!





Feedback Form

We would appreciate if you could take a few minutes to share your opinions with us so we can serve you better.

Please return this form to the instructor or organizer at the end of the session.

Title: IOT HANDS-ON APPROACH

Resource Person: Mr. Tushar Kute

Date: 16 & 17/08/2017

- | | | | | | |
|---|----------------------------|----------------------------|----------------------------|---------------------------------------|---------------------------------------|
| 1. The content was as described in course materials | 1 <input type="checkbox"/> | 2 <input type="checkbox"/> | 3 <input type="checkbox"/> | 4 <input type="checkbox"/> | 5 <input checked="" type="checkbox"/> |
| 2. I will recommend this kind of hands-on to other conservators | 1 <input type="checkbox"/> | 2 <input type="checkbox"/> | 3 <input type="checkbox"/> | 4 <input checked="" type="checkbox"/> | 5 <input type="checkbox"/> |
| 3. The program was well paced within the allotted time | 1 <input type="checkbox"/> | 2 <input type="checkbox"/> | 3 <input type="checkbox"/> | 4 <input checked="" type="checkbox"/> | 5 <input type="checkbox"/> |
| 4. The instructor was a good communicator | 1 <input type="checkbox"/> | 2 <input type="checkbox"/> | 3 <input type="checkbox"/> | 4 <input type="checkbox"/> | 5 <input checked="" type="checkbox"/> |
| 5. The material was presented in an organized manner | 1 <input type="checkbox"/> | 2 <input type="checkbox"/> | 3 <input type="checkbox"/> | 4 <input type="checkbox"/> | 5 <input checked="" type="checkbox"/> |
| 6. The instructor was knowledgeable on the topic/objectives | 1 <input type="checkbox"/> | 2 <input type="checkbox"/> | 3 <input type="checkbox"/> | 4 <input type="checkbox"/> | 5 <input checked="" type="checkbox"/> |
| 7. I would be interested in attending a follow-up, more | | | | | |
| 8. advanced hands-on on this same subject | 1 <input type="checkbox"/> | 2 <input type="checkbox"/> | 3 <input type="checkbox"/> | 4 <input type="checkbox"/> | 5 <input checked="" type="checkbox"/> |
| 9. Was the presentation visual | 1 <input type="checkbox"/> | 2 <input type="checkbox"/> | 3 <input type="checkbox"/> | 4 <input type="checkbox"/> | 5 <input checked="" type="checkbox"/> |
| 10. Voice audible & clear | 1 <input type="checkbox"/> | 2 <input type="checkbox"/> | 3 <input type="checkbox"/> | 4 <input type="checkbox"/> | 5 <input checked="" type="checkbox"/> |

The program overall Total: 88/50

- a. Given the topic, was this hands-on: a. Too short b. Right length c. Too long
- b. In your opinion, was this hands-on: a. Introductory b. Intermediate c. Advanced
- c. What did you most appreciate/enjoy/think was best about the course? Any suggestions for improvement?

it's good to understand about IOT
how it works.

Thank you!



Zeal Education Society's
ZEAL COLLEGE OF ENGINEERING AND RESEARCH,
NARHE | PUNE - 41 | INDIA
DEPARTMENT OF INFORMATION TECHNOLOGY

Feedback Form

We would appreciate if you could take a few minutes to share your opinions with us so we can serve you better.

Please return this form to the instructor or organizer at the end of the session.

Title: IOT HANDS-ON APPROACH

Resource Person: Mr. Tushar Kute

Date: 16 & 17/08/2017

- | | | | | | |
|--|--------------------------|--------------------------|--------------------------|-------------------------------------|-------------------------------------|
| 1. The content was as described in course materials | <input type="checkbox"/> | <input type="checkbox"/> | <input type="checkbox"/> | <input checked="" type="checkbox"/> | <input checked="" type="checkbox"/> |
| 2. I will recommend this kind of hands-on to other conservators | <input type="checkbox"/> | <input type="checkbox"/> | <input type="checkbox"/> | <input type="checkbox"/> | <input checked="" type="checkbox"/> |
| 3. The program was well paced within the allotted time | <input type="checkbox"/> | <input type="checkbox"/> | <input type="checkbox"/> | <input type="checkbox"/> | <input checked="" type="checkbox"/> |
| 4. The instructor was a good communicator | <input type="checkbox"/> | <input type="checkbox"/> | <input type="checkbox"/> | <input type="checkbox"/> | <input checked="" type="checkbox"/> |
| 5. The material was presented in an organized manner | <input type="checkbox"/> | <input type="checkbox"/> | <input type="checkbox"/> | <input checked="" type="checkbox"/> | <input type="checkbox"/> |
| 6. The instructor was knowledgeable on the topic/objectives | <input type="checkbox"/> | <input type="checkbox"/> | <input type="checkbox"/> | <input type="checkbox"/> | <input checked="" type="checkbox"/> |
| 7. I would be interested in attending a follow-up, more advanced hands-on on this same subject | <input type="checkbox"/> | <input type="checkbox"/> | <input type="checkbox"/> | <input checked="" type="checkbox"/> | <input type="checkbox"/> |
| 8. Was the presentation visual | <input type="checkbox"/> | <input type="checkbox"/> | <input type="checkbox"/> | <input type="checkbox"/> | <input type="checkbox"/> |
| 9. Voice audible & clear | <input type="checkbox"/> | <input type="checkbox"/> | <input type="checkbox"/> | <input checked="" type="checkbox"/> | <input type="checkbox"/> |

The program overall Total: 42

- a. Given the topic, was this hands-on: a. Too short b. Right length c. Too long
- b. In your opinion, was this hands-on: a. Introductory b. Intermediate c. Advanced
- c. What did you most appreciate/enjoy/think was best about the course? Any suggestions for improvement?

No. Suggestion. Was overall very nice.

Thank you!



Date: 15/05/2017

To
The principal,
Zeal College of Engineering and Research, Narhe,
S. No. 39, Narhe,
Pune-41

Proposal wi

Subject : Permission for organizing one day event- "Drone Workshop" by Drona Aviation Private Ltd., on **Saturday, 15th July 2017.**

Respected Sir,

We Prof. Patil Vikas M. and Prof. Kailash Tambe as a co-ordinator like to seek permission to organize one day workshop as Drone Workshop for student of Zeal College of Engineering and Research, Narhe. Following expert/speaker invited.



Mr. Akash Parulekar
Mr. Arnav Puri
Mr. Krishna

According to discussion with expert and availability of expert/speaker , we are planning to arrange this one day event.


Thanking you in your anticipation.

Yours faithfully,

Date: 15/05/2017
Place: Pune


Prof. Patil Vikas M.  Prof. Kailash Tambe

Permitted
15/05/2017



workshops@dronaaviation.com

Mail

Move to Inbox

COMPOSE

Regarding Drone Workshop at ZCOER Pune. Inbox x

Inbox (290)

Starred

Sent Mail

Drafts (27)

More



Search people...

Aniket Junghare

Raj Hembade

Rashmi Patil

ajit kate

Pranalini Ketkar

Pranav Chitnis

sanjay deokar

sharvari pawar

swapnaja ubale

Vikas Patil

**Kailash Tambe** <kailash.tambe@zealeducation.com>

to workshops

Hello Sir/Madam,

As per the previous discussion with you I have shown all details of this in between 15th June -30th June 2017.

As present Examinations are going on and our college will start at from 15th June. I want to have words with you to discuss commercials of the workshop.

So who ever concern person please call me on 9552539195

Thanks & Regards,

--



ZEAL EDUCATION SOCIETY
C E L E B R A T I N G
 20 YEARS OF EDUCATIONAL EXCELLENCE

Founder. Hon. Mr. S. M. Katkar




With Regards,

Mr. Kailas Popat Tambe

Designation: Asst. Professor, ZES, Zeal College Of Engineering & Research

Contact: 9552539195

email: kailash.tambe@zealeducation.com

Invitati

workshops@dronaaviation.com

Move to Inbox

Mail

COMPOSE

Inbox (290)

Starred

Sent Mail

Drafts (27)

More



Search people...

Aniket Junghare

Raj Hembade

Rashmi Patil

ajit kate

Pranalini Ketkar

Pranav Chitnis

sanjay deokar

sharvari pawar

swapnaja ubale

Vikas Patil



Kailash Tambe <kailash.tambe@zealeducation.com>

to Pluto, Vikas, ajit

Good Morning Team,

This is Prof.Kailash Tambe from Zeal College of Engineering, F student attendance is not as per expectation, so our higher authorities have decid 5.00pm.

So we are looking forward for your cooperation .

Thanks & Regards



ZEAL EDUCATION SOCIETY
CELEBRATING
20 YEARS OF EDUCATIONAL EXCELLENCE

Founder. Hon. Mr. S. M. Katkar




With Regards,

Mr. Kailas Popat Tambe,
ME(IT),Ph.D.(Pur.),
Vice Chair, IEEE Educational Society,
Pune Section, LMISTE,
Member ISRD, Member IAENG (H.K.).

Designation: Asst. Professor,
ZES, Zeal College Of Engineering & Research, Narhe, Pune

Contact: 9552539195

email: kailash.tambe@zealeducation.com



Fwd: Pluto Drone Workshop - Drona Aviation

1 message

Kailash Tambe <kailashtambe@gmail.com>
To: kailash.tambe@zealeducation.com

Wed, May 17, 2017 at 2:09 PM

----- Forwarded message -----

From: Pluto Workshops <workshops@dronaaviation.com>
Date: Tue, May 16, 2017 at 12:54 PM
Subject: Pluto Drone Workshop - Drona Aviation
To: kailashtambe@gmail.com

Conduct Drone workshop at your institute

[View this email in your browser](#)



Dear sir,

I spoke to you over a phone call for conducting Pluto drone workshop. The details are the details for the same.

Consent


15 to 30/06/17
GSD

In the one-day workshop we cover following topics:

- What are drones and their history?
- Dynamics of an aerial object
- Forces on Drones
- Sensors (in-depth) used by the drone
- Concept of motors and propellers
- Batteries and payload

After this workshop students will have gained sufficient knowledge and confidence to learn in depth about building and programming drones

What students will be building?



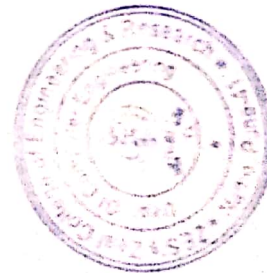
- Do It Yourself (DIY) nano-drone
- Build, design per your creativity
- Fly with Android app
- Robust crash proof body
- Easily available replaceable spares
- Fly indoors or outdoors
- Wireless Programming

Pluto in News:

We have attached a few reference letters. Apart from that here are few occasions when we got featured:

The Economic Times

Mid-Day



Mid-Day 2

Jata Steel Limited

Have a look at our Promotional video which can be modified with your contact details.

Pricing:

We propose to charge ₹1500 per student for one day (6 hours) workshop. We expect minimum 30 students for the workshop.

Take Home Pluto: In case the student wants to take home the Pluto she / he has built, they will pay ₹5000 extra and take it with them.

Hopefully, this information would be sufficient for us to finalize the workshops and conduct them. Please let me know your thoughts, concerns and we will address them.

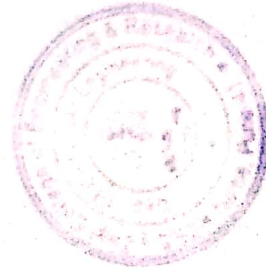
Looking forward to hear from your end. Have a nice day.

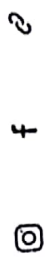
Thanks & Regards,

Jyotsna Ghaitilak

Drona Aviation Pvt. Ltd.

+91 8879 217 083







DRONATM AVIATION

Prof. Kailash Tambe
Asst. Professor,
Computer Engg. Department

4 attachments



Saboo Sidik Ref Letter.JPG
945K



Fly Your First Drone at Zeal

Venue : Zeal College of Engineering
and Research, Narhe Pune
Mail : drone@zealeducation.com
Contact: Prof. Kailash Tambe
9552539195
Prof. VikasPatil
7276014466

For Registration visit to
www.zcoer.in

Entry Fees: Rs. 1000/-

PLTD

DRONE WORKSHOP

15th July 2017
10AM - 5 PM
Register Now!



**DRONA™
AVIATION**

SINCE IIT Bombay
Start Up

IEEE Education Society



IEEE
Pune Section

www.zealeducation.com



Report on IEEE Event-01 "IEEE Student Branch Inauguration and Drone W
College of Engineering and Research, Pune.

Held On : 15-07-2017

Organised By : ZES's Zeal College Of Engineering and Research, Pune in Association with IEEE Pune Section ,JEE Education society and Drona Aviation Pvt. Ltd. SINE IIT Bombay Startup.

Guest :


Prof.Mandar khurjekar sir (Hon'ble Vice-Chair, IEEE Pune Section), Mr. Arnav Puri, (Flight Instructor- Drona Aviation Pvt. Ltd.), Mr.Akash parulekar, (Head-Marketing, Drona Aviation Pvt. Ltd.),Mr.Krishna (Drona Aviation Pvt. Ltd.),


EVENT HIGHLIGHT:

We Zeal College of Engineering and Research organized a inauguration ceremony and one day of Drone workshop on 15th July 2017.For inauguration function of IEEE Student Branch Prof.Mandar khurjekar was a witness as a Chief Guest who is IEEE Vice Chair, Pune Section ,Mr.Arnav Puri and Mr Akash Parulekar from Drona Aviation Pvt.Ltd IIT Bombay Start up. Inaugural Function started with Lamp Lightening and Felicitation of Chief guest and other guest followed by introduction speech of Dr.Ajit Kate Principal,ZCOER.




Prof.Mandar khurjekar has addressed to the gathering by giving brief presentation about IEEE, its origin, activities conducted by IEEE, IEEE region wise information, how different Sections are formed in India, benefits for students as well as for Faculties from IEEE, IEEE contribution and support towards research, he also interacted with IEEE student Members and motivated other students to become IEEE student member. Prof.Khurjekar sir also explain that how we can organize technical events, Distinguished lecture, technical talks in association with IEEE, Pune Section. Mr.Arnav Puri is from Drona Aviation Pvt.Ltd. which is SINE IIT Bombay Start up he addressed the audience regarding IEEE how it is highest professional body in technical community. He motivated students for their IEEE joining and given thanks to students for their overwhelming response and participation in Drone Workshop. Prof.Kailas Tambe had proposed a vote of thanks to all guest, dignitaries, all HOD's, Faculties and students on behalf of Zeal college of Engineering and Research, Pune.






After Inauguration we started with one day Drone Workshop sharp at 11.00 am, student were eagerly waiting for the same. We received participation from various parts of the city and outside city. Total 128 faculty and students of different disciplines participated from various colleges and different parts of the city. In Drone workshop Drona team has conducted a things right from scratch i.e. what Physics behind the drone. What are different component, their functions, specification of components ,what is propeller, how it will get balanced in air it was all about drone. Finally at 4.00 pm all students were ready with their "First drone to Fly at Zeal". They did it very nicely and enjoyed a lot while controlling drone through mobile based app. It was really nice experience for them to have hands on session.



This event was conducted on 15th July 2017, from 10:00 AM to 05.00 PM. The objective of this event to spread awareness among students as well as in faculties about IEEE which has been achieved successfully. Finally we saw a satisfaction on their faces when they started flying their drone in Zeal campus.




Main Coordinator :


Prof. Kailas P. Tambe, Department of Computer Engineering.
Prof. Vikas M. Patil, Department of Computer Engineering.

Total Number of Participants : 128 Participants(Faculty and Students).

Zeal College of Engineering and Research IEEE Student Branch concluded this event at 6.00 pm by distribution of certificates to the participants. They also showed their interests to attend more no of technical events, talks and technical hands on workshop in future. On behalf of Zeal College of Engineering and Research IEEE Student Branch I would like to give thanks to Dr. G.S. Mani sir Chair, IEEE Pune Section, Prof. Tushar Mote, Secretary- IEEE Education Society for their continuous support to made this event successful.



Thanks & Regards,
Prof. Kailas P. Tambe,
ZCOER, Pune.






Zeal Education Society's

Zeal College of Engineering and Research, Narhe, Pune



Drone Workshop Registration Form


Sr. No	Name of Participant	Name of Institute	Contact Number	Sign
1	Vinay Pandey	ZCOER, pune.	9049662434	V Pandey
	Sayali Anup Chaturvedi	ZCOER, pune.	8329732784	Sayali
2	Mahima Govind Toshi	ZCOER, Pune	9527685654	Mahima
	Ruchira Rajesh Nikalje	ZCOER, Pune.	8308137837	Ruchira
3	Shubham Bhajane	ZCOER Pune	8857096794	Shubham
	Tejale Bhole	ZCOER Pune	7776804804	Tejale
4	Rajesh Abitkar	ZCOER Pune	8482993501	Rajesh
	Nikhil Singhed	ZCOER Pune	7385010962	Nikhil
5	Shreyas sonsale	ZCOER Pune	9604682225	Shreyas
	Apeksha Khatal	ZCOER Pune	9405843171	Apeksha
6	Sagar Tarke	ZCOER, Pune	9921373362	Sagar
	Akshay Keer	ZCOER, Pune	7083753009	Akshay
7	Sweepnil Patsute	ZCOER, Pune	7840987670	Sweepnil
	Shweta Suryawanshi	ZCOER, Pune	7249362402	Shweta
	SHUBHAM BHAT	ZCOER, PUNE	9822923701	Shubham
	Kaustubh Bobade	ZCOER, PUNE	9028567565	Kaustubh
	Ajit More	ZCOER, PUN	901725550	Ajit
	Ashutosh Jagtap	ZCOER, PUN	7218142369	Ashutosh
	Ashutosh Jagtap	ZCOER, PUN		Ashutosh





Drone Workshop Registration Form

Sr. No	Name of Participant	Name of Institute	Contact Number	Sign
10 ✓	Ajit Krishna Taware	ZCOER, Pune	9762638609	
	Vaibhav Bharat Mehad.	ZCOER, Pune	7709014911	
11 ✓	Saipammulek Iktbal Mujawar	ZCOER, Pune	9623147516	
12	Mallikarjun Ramchandra Bate	ZCOER, Pune	7083435642	
	Sonal Koushna Khatve.	ZCOER, Pune	8149824450	
	Prayakta Ramesh Kulkarni	ZCOER, Pune	9145800674	
13	Sayali Ashok Jawalkar	ZCOER, Pune	8308683095	
	Aditya Madhukar ^{Lonjekar} Lonjekar	ZCOER, Pune	8983720850	
14	Harshada Maruti Polekar	ZCOER, Pune	9623819180	
	Aarti Pithae Madhukar Pithae	ZCOER, Pune	8237256950	
15 ✓	Vaishnvasi Dilip Ghodake	ZCOER, Pune	9011954048	
	Haradik Sudhir Takbur	ZCOER, Pune	8149385647	
16 ✓	Shambhavi Arun Dighe	ZCOER, Pune	7030629345	
	Bharati Vijay Ashtekar	ZCOER, Pune	8890160447	
17	Shalaka Prafulla Babar	ZCOER, Pune	8421342202	
	Amrita Dhananjay Chikane.	ZCOER, Pune	8975860669	
18	Shruti Sunil Male	ZCOER, Pune	7588950035	
	Ashlesha Pandharinath Kothawale	ZCOER, Pune	8308490466	





Zeal Education Society's



Zeal College of Engineering and Research, Narhe, Pune



Drone Workshop Registration Form

Sr. No	Name of Participant	Name of Institute	Contact Number	Sign
19	Akshata Kulkarni	ZCOER Pune	7588374478	
20	Anjali Meena Karuna Haware	ZOER Pune	9960870526	
21	Tejaswini Palekar	ZOER Pune	9156240927	
22	Prasanna Phalke Rahul Shelke	Zeal Poly	8180936261	
23	Smitiya Mudhale Ajit Borugale	Zeal Poly	8149646865	
24	JUNEF SINGH VAPOOR	ZCOER Pune	9527645213	
25	SHUBHAM TAPKIR Ashutosh Rahul Dhor	ZOER Pune	9970526343	
26	Omkar Shrinikar Mithilesh M. Sakpal	ZES Poly	9673690224	
27	Sourabh M. Yadav Anjali A. Patil Neha K. Ghisase	ZES Poly	8446990499	
28	Gneshma S. Kulkarni Ajanya S. Patne	ZES Poly	9028137740	
29		ZES Poly	7040402733	
30		Zeal Poly	9519424881	
31		Zeal Poly	9561825817	
32		ZCOER	8287612678	
33		ZCOER	983774405344	
34		ZCOER	9326077287	
35		ZCOER	9975461616	



Zeal Education Society's



Zeal College of Engineering and Research, Narhe, Pune

Drone Workshop Registration Form

Sr. No	Name of Participant	Name of Institute	Contact Number	Sign
28	Swanand P. Surpur	ZCOER	9637773544	
29	Prajakta Salunkhe	ZCOER	702083991	P.P. Salunkhe
	Ameey Mutha	ZCOER	888887110	
30	Reshma B. Inumdar	ZCOER	7058107972	
	Siddharth Bhambare	ZCOER	9975529172	
	Sagar Mali	ZCOER	8606938133	
31	Runal N. Bandishri	ZCOER	7219262031	
	Rushikesh M. Gandhi	ZCOER	9730721003	
32	Nimbalkar Satrajit Sureshwar	SVPMLCOEMalega	9764886997	
	Santosh P. Kadam	SVPMLCOEMalega	9421717216	
33	Allam Krunal Krunal	ZCOER	9404008066	Krunal
	Vishal Bhosale	ZCOER	901108713	Vishal
34	Akshay S Pandarkar	ZCOER	9552846688	Akshay
	Suraj P Vaidya.	ZCOER	9881019610	Suraj
35	Shubham Nehru	ZCOER	7385542988	Shubham
	Tarun G. Pawar	ZCOER	9673820566	Tarun
36	Mohammad Humran Shaikh	ZCOER	9923894918	Shaikh
	Mohammed Huzefa Shaikh	ZCOER	9561655222	M. Huzefa



Drone Workshop Registration Form

Sr. No	Name of Participant	Name of Institute	Contact Number	Sign
37	Ghadge Ratnasinh Sunil	Someshwar Engineering College	8888791791	
38	Puraj Kumar	JSCOE hadapsar	7798915578	
39	Sujit Kumar Jha	JSCOE hadapsar	9888191287	
40	Sadanand.A. cradve	zeal	9823320481	
	Hema v. Hadvale	zeal	703823 7227	
	Kapil K. Bhad.	zeal	7030527445	
41	Omkar D Gavali	zeal	8888818629	
	Shrikant Bhintade	zeal	8605069872	
42	Shubhangi Raut	zeal	9594562772	
	Gaurav Sushir Pawar	ZCOER	8806492640	
43	kishwajeet Vijay Jagtap	ZCOER	8796618555	
	Shubhangi Sunil Ghilme	ZCOER	7350370421	
	Kishori Kitan Takode	ZCOER	9970 981302	
44	Polectar Trupti Dinehi	ZCOER	7875576621	
	Pranali Ramesh Jawarjodkar	ZCOER	952729 2351	
45	Priyanka Dattatray Kudle	ZCOER	960 4554924	
	Krushika Dhondiram more	ZCOER	7741807178	



Zeal Education Society's



Zeal College of Engineering and Research, Narhe, Pune

Drone Workshop Registration Form

Sr. No	Name of Participant	Name of Institute	Contact Number	Sign
46	Rohit Tushar Uthmirao	ZCOER	8796729932	
47	more Amol B.	ZCOER	9552863468	
48	Jaloni Bhaskar Chillaawat	ZCOER	9767369484	
	Shikharaj M. Borhadi	ZCOER	9156144812	
49				
50				
51				
52				
53				
54				



Drone Workshop Registration Form

Sr. No	Name of Participant	Name of Institute	Contact Number	Sign
64	Vishal S. Kanale	ZCOER	8446207984	
65	Priya Deshmukh	ZCOER	7028269961	
66	Ravina N. Mene	ZCOER	7350829137	
66	Prunali R. Mohite	ZCOER	9166445173	
66	Rajiv R. Patil	ZCOER	8446162538	
67	Shubham Kavchare	ZCOER	8488518903	
67	Uchprakash Shukla	ZCOER	8475336601	
68	Jyoti Kulkarni	ZCOER	7776005550	
68	Nitin Borgale	ZCOER	8793388130	
69	Devi Sujisha S.	ZCOER	880697828	
69	Balkhande Ajay V.	ZCOER	912191152	
70	Ketki S. Deshmane	ZCOER	4387610882	
70	Mone Diya Dilip	ZCOER	9918810952	
70	Kadarn Pawan Vishwanath	ZCOER	990569768	
71	Hase Sonali Shreed	ZCOER	729966190	
71	Mahajan Madhura Jitendra	ZCOER	8805822408	
71	Tushar D. Kadarn	ZCOER	7898283815	
71	Prayag R. Khutwad	ZCOER	823400204	



Drone Workshop Registration Form

Sr. No	Name of Participant	Name of Institute	Contact Number	Sign
73	Raja suresh Maham	zeal college	9820059453	
74	Shwetambaji M. Galanke	zeal college	9794718555	
	Kale Gauri Vitod	zeal college	9191292155	
75	Kuilekar Aadite Pattatay	Zeal college	9805555597	
76	Paanam Rajanyaankar	zeal college	9805555597	
	Masuri Pradip wankole	zeal college	9805555597	
77	Ravina Baviskar	zeal college	9805555597	
	Kanchan walave	zeal college	9805555597	
78	Shaikh Suhel	Zeal College	9800780240	
79	Tejas wagh.	zeal college	9805555597	
	Satyam Javare	zeal college	9805555597	
80	Ashutosh shinde	zeal college	9805555597	
	Prateek Rathiwadekar	zeal college	9805555597	
81				



"DRONA AVIATION"

Feedback Form

• **Design of the course**

- a) Whether objective of the workshop clear to you? Y/N -- (✓)
- b) The workshop content met your expectations?

<input checked="" type="checkbox"/> a) Very Useful	<input type="checkbox"/> b) Quite Useful
<input type="checkbox"/> c) Not Very Useful	<input type="checkbox"/> d) Not Useful at all

- c) The workshop exposed you to new knowledge and practices?

<input checked="" type="checkbox"/> a) Completely	<input type="checkbox"/> b) Partially
<input type="checkbox"/> c) Not at all	

Feedback

- d) Will you recommend this workshop to your colleagues?

1. Very Strongly 2. Fair enough 3. No

• **The conduct of the workshop**

- a) The Session conducted were clear and easy to understand

<input checked="" type="checkbox"/> e) Completely	<input type="checkbox"/> f) Partially
<input type="checkbox"/> g) Not at all	

- b) The explanation of by the expert were clear and easy to understand Y/N -- (Y)

• **Please give the overall rating of the program : (mark X)**

90% - 100% - () 80% - 90% - (✓) 70% + 80% - ()
 60% - 70% - () 50% - 60% - () Below 50% - ()

• **Please comment on the strength of the Program**

The program was very good.
 We learn many things in this program.

• **Personal Details**

Signature:	<i>Female</i>
Name:	Mane Krulika Dhondiram. & Kudle Priyanka Dattatray.
Class & Div:	Mechanical TE (A)
Contact Number	7741807178, 96045924924





"DRONA AVIATION"

Feedback Form

• Design of the course

a) Whether objective of the workshop clear to you? Y / N -- (Y)

b) The workshop content met your expectations?

<input checked="" type="checkbox"/> a) Very Useful	<input type="checkbox"/> b) Quite Useful
<input type="checkbox"/> c) Not Very Useful	<input type="checkbox"/> d) Not Useful at all

c) The workshop exposed you to new knowledge and practices?

<input checked="" type="checkbox"/> a) Completely	<input type="checkbox"/> b) Partially
<input type="checkbox"/> c) Not at all	

d) Will you recommend this workshop to your colleagues?

1. Very Strongly 2. Fair enough 3. No

• The conduct of the workshop

a) The Session conducted were clear and easy to understand

<input checked="" type="checkbox"/> e) Completely	<input type="checkbox"/> f) Partially
<input type="checkbox"/> g) Not at all	

b) The explanation of by the expert were clear and easy to understand Y / N -- (Y)

• Please give the overall rating of the program : (mark X)

90% - 100% - 80% - 90% - () 70% - 80 % - ()
 60% - 70% - () 50% - 60% - () Below 50% - ()

• Please comment on the strength of the Program

*It is very useful workshop & very interesting also.
 we got new knowledge by this workshop &
 we enjoyed it, Thank you.*

• Personal Details

Signature: <i>[Signature]</i>
Name: <i>Karuna & Tejaswini</i>
Class & Div: <i>TE-A</i>
Contact Number: <i>9156240927, 9180936261</i>



"DRONA AVIATION"

Feedback Form

1. Duration of the course

a) Whether objective of the workshop clear to you? Y/N

b) The workshop content met your expectations?

<input type="checkbox"/> Very Useful	<input checked="" type="checkbox"/> Quite Useful
<input type="checkbox"/> Not Very Useful	<input type="checkbox"/> Not Useful at all

c) The workshop exposed you to new knowledge and practices?

<input checked="" type="checkbox"/> Completely	<input type="checkbox"/> Partially
<input type="checkbox"/> Not at all	

d) Will you recommend this workshop to your colleagues?

1. Very Strongly 2. Fair enough 3. No

2. The content of the workshop

a) The Session conducted were clear and easy to understand

<input type="checkbox"/> Completely	<input checked="" type="checkbox"/> Partially
<input type="checkbox"/> Not at all	

b) The explanation of by the expert were clear and easy to understand Y/N

3. Please give the overall rating of the program: (mark X)

90% - 100% - () 80% - 90% - () 70% - 80% -
 60% - 70% - () 50% - 60% - () Below 50% - ()

4. Please comment on the strength of the Program

[Handwritten comment]

5. Personal Details

Signature:	<i>[Handwritten Signature]</i>
Name:	<i>[Handwritten Name]</i>
Class/Div:	<i>[Handwritten Class/Div]</i>
Contact Number:	<i>[Handwritten Contact Number]</i>



“DRONA AVIATION”

Feedback Form

• Design of the course

a) Whether objective of the workshop clear to you? Y/N -- (Y)

b) The workshop content met your expectations?

<input checked="" type="checkbox"/> a) Very Useful	<input type="checkbox"/> b) Quite Useful
<input type="checkbox"/> c) Not Very Useful	<input type="checkbox"/> d) Not Useful at all

c) The workshop exposed you to new knowledge and practices?

<input checked="" type="checkbox"/> a) Completely	<input type="checkbox"/> b) Partially
<input type="checkbox"/> c) Not at all	

d) Will you recommend this workshop to your colleagues?

1. Very Strongly 2. Fair enough 3. No

• The conduct of the workshop

a) The Session conducted were clear and easy to understand

<input type="checkbox"/> e) Completely	<input checked="" type="checkbox"/> f) Partially
<input type="checkbox"/> g) Not at all	

b) The explanation of by the expert were clear and easy to understand Y/N -- (Y)

• Please give the overall rating of the program : (mark X)

90% - 100% - () 80% - 90% - (✓) 70% - 80% - ()

60% - 70% - () 50% - 60% - () Below 50% - ()

• Please comment on the strength of the Program

I found this program very useful, and would like to be organised once again in our campus.

• Personal Details

Signature: <i>Dehmane</i>	
Name: <i>Ketki. S. Dehmane</i>	
Class & Div: <i>B DIV EE-BE</i>	
Contact Number: <i>9112191152</i>	



"DRONA AVIATION"

Feedback Form

• Design of the course

a) Whether objective of the workshop clear to you? Y / N -- (Y)

b) The workshop content met your expectations?

<input checked="" type="checkbox"/> a) Very Useful	<input type="checkbox"/> b) Quite Useful
<input type="checkbox"/> c) Not Very Useful	<input type="checkbox"/> d) Not Useful at all

c) The workshop exposed you to new knowledge and practices?

<input checked="" type="checkbox"/> a) Completely	<input type="checkbox"/> b) Partially
<input type="checkbox"/> c) Not at all	

d) Will you recommend this workshop to your colleagues?

1. Very Strongly 2. Fair enough 3. No

• The conduct of the workshop

a) The Session conducted were clear and easy to understand

<input checked="" type="checkbox"/> a) Completely	<input type="checkbox"/> f) Partially
<input type="checkbox"/> g) Not at all	

b) The explanation of by the expert were clear and easy to understand Y / N -- (Y)

• Please give the overall rating of the program : (mark X)

90% - 100% - (100%) 80% - 90% - () 70% - 80% - ()
 60% - 70% - () 50% - 60% - () Below 50% - ()

• Please comment on the strength of the Program

Excellent program. Wonderful experience.
 we enjoyed it a lot and will definitely recommend it to our
 friends.

• Personal Details

Signature: <u>Prade</u>
Name: <u>Ravina N. Mane,</u>
Class & Div: <u>BE(E&TC)</u>
Contact Number <u>7350823137</u>





“DRONA AVIATION”

Feedback Form

• **Design of the course**

- a) Whether objective of the workshop clear to you? Y/N -- (Y)
 b) The workshop content met your expectations?

<input checked="" type="checkbox"/> a) Very Useful	<input type="checkbox"/> b) Quite Useful
<input type="checkbox"/> c) Not Very Useful	<input type="checkbox"/> d) Not Useful at all

- c) The workshop exposed you to new knowledge and practices?

<input type="checkbox"/> a) Completely	<input checked="" type="checkbox"/> b) Partially
<input type="checkbox"/> c) Not at all	

- d) Will you recommend this workshop to your colleagues?

1. Very Strongly 2. Fair enough 3. No

• **The conduct of the workshop**

- a) The Session conducted were clear and easy to understand

<input checked="" type="checkbox"/> e) Completely	<input type="checkbox"/> f) Partially
<input type="checkbox"/> g) Not at all	

- b) The explanation of by the expert were clear and easy to understand Y/N -- (Y)

• **Please give the overall rating of the program : (mark X)**

90% - 100% - (100%) 80% - 90% - () 70% - 80% - ()
 60% - 70% - () 50% - 60% - () Below 50% - ()

• **Please comment on the strength of the Program**

It was really an excellent program. We learnt many new things in this session. Overall excellent & wonderful experience, we enjoyed it a lot!

• **Personal Details**

Signature: <u>Tripati</u>
Name: <u>Tripati Dinesh Polekar</u>
Class & Div: <u>BE (E & TC)</u>
Contact Number: <u>7875546621</u>