

# **Student Training Program**

**Auto-CAD & Google  
Sketch-UP**

**2020-21**



**ZEAL EDUCATION SOCIETY'S  
ZEAL COLLEGE OF ENGINEERING AND RESEARCH  
NARHE | PUNE -41 | INDIA**



Record No.: ZCOER-ACAD/R/21

Revision: 00

Date: 01/04/2021

**Permission for Student Training Program**

**Department: Civil Engineering  
Class: SE/ TE**

**Semester: I**

**Academic Year: 2020-21  
Date: 15/12/2021**

To,  
Head of Department,  
Civil Engineering Department  
ZCOER, Pune

Subject: Permission for scheduling, Student Training Program.

Respected Sir,

The Civil Engineering Department is planning to schedule an in-house "Student Training Program" for the students, to enhance their skills of Auto-Cad and Google Sketch-UP software. The sessions will be conducted by Prof. A. V. Wakchaure from 21<sup>st</sup> to 31<sup>st</sup> December 2021. Hence, I would request you to give permission for conduction of the above mentioned session.

Course Coordinator

Academic Coordinator

Civil Engineering Department  
**Academic Coordinator**  
Department of Civil Engineering  
Zeal College of Engineering & Research  
Narhe, Pune-411041

Head

Civil Engineering Department  
**HOD**  
Dept of Civil Engineering  
ZES's Zeal College of  
Engineering & Research  
Narhe, Pune-411 041





**Module-wise Plan**  
**AutoCAD (Duration- 2 Hours/ Session)**

Session1	<ul style="list-style-type: none"> <li>• IntroductiontoEngineeringDrawings</li> <li>• IntroductiontoAutoCAD</li> <li>• ExploringGUI</li> <li>• ExploringtheRibbon</li> <li>• Drawingsimplesketchesusing various shapes</li> <li>• DynamicInput,OrthoMode</li> <li>• Understandingunits</li> <li>• Workingwith&amp;ModifyingObjectSnapSettings</li> <li>• LearntoCreateaBasicHouseSketch</li> <li>• TypesofSelectioninAutoCAD(Green/Blue)</li> <li>• LearningtheModificationcommands</li> </ul>
Session2 & 3	<ul style="list-style-type: none"> <li>• Learning to Create a 2D Bungalow Plan using the previously Learnt Commands</li> <li>• Measuring distance between 2 points in AutoCAD</li> <li>• Learning to create doors &amp; windows in Plan using modification tools.</li> </ul>
Session4	<ul style="list-style-type: none"> <li>• Writing Text in AutoCAD               <ul style="list-style-type: none"> <li>○ Single Line Text</li> <li>○ Multiline Text</li> </ul> </li> <li>• Learning to write special characters in AutoCAD</li> <li>• Modifying the Text Style (Font, Height, Rotation Angle)</li> <li>• De-Mystifying the Scale of the Drawing</li> </ul>
Session5	<ul style="list-style-type: none"> <li>• Dimensioning the Plan in AutoCAD               <ul style="list-style-type: none"> <li>○ Linear Dimension</li> <li>○ Aligned Dimension</li> <li>○ Radial Dimension</li> <li>○ Angular Dimension</li> <li>○ Continuous Dimension</li> </ul> </li> <li>• Modifying the Dimensioning.               <ul style="list-style-type: none"> <li>○ Dimension Lines, Extension Lines</li> <li>○ Symbols &amp; Arrows</li> <li>○ Text (appearance, placement, alignment)</li> <li>○ Fit options</li> <li>○ Primary Units</li> <li>○ Alternate Units</li> </ul> </li> </ul>
Session6	<ul style="list-style-type: none"> <li>• Working with Blocks               <ul style="list-style-type: none"> <li>○ Creating Blocks</li> <li>○ Inserting Blocks</li> <li>○ Modifying Blocks</li> </ul> </li> <li>• Divide &amp; Measure</li> <li>• Merging Blocks with Divide &amp; Measure.</li> </ul>





Session7	<ul style="list-style-type: none"> <li>• DifferentTypesofLinesinAutoCAD.</li> <li>• DraftingusingPolylines</li> <li>• DraftingusingSplines</li> <li>• JoiningmultipleLines</li> <li>• CreatingBoundary</li> <li>• CalculatingAreainAutoCAD</li> <li>• AddingAreaofdifferentObjectsinAutoCAD</li> </ul>
Session8	<ul style="list-style-type: none"> <li>• InsertingRasterImage</li> <li>• WorkingalongwithRasterImage</li> <li>• UsingPDFunderlay</li> <li>• FindingArea inAutoCADusingPDFfile.</li> <li>• Exploring“Options”inAutoCAD</li> <li>• GeneralGUIModifications</li> <li>• PasswordprotectingyourAutoCADfile</li> <li>• RecoverDeletedDrawings</li> <li>• ChangingBackgroundColor</li> <li>• ChangingCrosshairsize,ApertureSize</li> <li>• ConvertingandSavingAutoCADfilefromHigherversiontoLower version</li> </ul>
Session9	<ul style="list-style-type: none"> <li>• WorkingwithLayersinAutoCAD <ul style="list-style-type: none"> <li>◦ CreatingnewLayers</li> <li>◦ ModifyingLayers</li> </ul> </li> <li>• ApplyingLayerstoExistingDrawing</li> </ul>
Session10	<ul style="list-style-type: none"> <li>• BeautificationofaPlanbyHatching</li> <li>• DifferentTypesofHatching</li> <li>• ExploringthemultipleoptionsinsideHatchingcommand</li> </ul>
Session11	<ul style="list-style-type: none"> <li>• LearningaboutPagesizes</li> <li>• Plottinga DrawinginAutoCAD</li> <li>• Printing</li> <li>• Printingoptions</li> <li>• ConvertingAutoCADtoPDF</li> <li>• ConvertingAutoCADfiletoImagefile</li> </ul>
Session12	<ul style="list-style-type: none"> <li>• RevisionCloud</li> <li>• CreatingaTableinAutoCAD</li> <li>• ModifyingTable&amp;itsproperties</li> <li>• Reducing.dwgfilesize</li> <li>• WritingArcAlignedText</li> <li>• ProgramParameters</li> <li>• SelectingspecificobjectsinadrawingusingFilter.</li> </ul>
Session13	<ul style="list-style-type: none"> <li>• AutoCAD3Dintroduction</li> <li>• Knowingallthe3DViews &amp;VisualStyles</li> <li>• Drawing3DModels(Box,Cylinder,Coneetc.)</li> <li>• Modifying3DObjectsusingBooleanGeometry</li> <li>• Pan&amp;Orbit</li> <li>• Extrudecommand</li> </ul>
Session14	<ul style="list-style-type: none"> <li>• Creating3Dmodelofabuilding</li> <li>• Understanding&amp;ChangingtheUCSinAutoCADaccordingtoour need</li> </ul>



Session15	<ul style="list-style-type: none"><li>• Rotate3D</li><li>• Mirror3D</li><li>• Revolve</li><li>• Taper</li><li>• Press pull</li><li>• Sweep</li></ul>
-----------	--







**ZEAL EDUCATION SOCIETY'S  
ZEAL COLLEGE OF ENGINEERING AND RESEARCH  
NARHE | PUNE -41 | INDIA**



Record No.: ZCOER-ACAD/R/39      Revision: 00      Date: 01/04/2021

Not  
Auto-C

**Notice**

**Department: Civil Engineering**  
**Class: SE/TE**

**Semester: I**

**Academic Year: 2020 -2021**  
**Date: 17/12/2021**

All the students Civil Department are here by informed that student training program of Auto-Cad and Google Sketch-up is arranged from 21/12/21 to 31/12/2021 from 09:30 AM onwards. Interested students should enroll your names on or before 19/12/2021 to Prof. A. V. Wakchaure.

**Course Coordinator**

**Dept of Civil Engineering**  
ZES's Zeal College of  
Engineering & Research  
Narhe, Pune-411 041

**Academic Coordinator**

**Department of Civil Engineering**  
**Academic Coordinator**  
Department of Civil Engineering  
Zeal College of Engineering & Research  
Narhe, Pune-411041

**Head**

**Department of Civil Engineering**

**HOD**  
**Dept of Civil Engineering**  
ZES's Zeal College of  
Engineering & Research  
Narhe, Pune-411 041





**ZEAL**  
INSTITUTES  
www.zealeducation.com  
NARHE | PUNE | INDIA  
*Re-defining Excellence*



Jr. COLLEGE | POLYTECHNIC | ENGINEERING | MBA | MCA | RESEARCH CENTRE

## **ZEAL COLLEGE OF ENGINEERING & RESEARCH, PUNE**

### **Department Of Civil Engineering**

**“Student Training Program”**

*Auto- CAD & Google Sketch-Up*


#### **SCHEDULE**

<b>DATE</b>	<b>TIME</b>	<b>DURATION</b>
<b>21<sup>st</sup> December 2021 to 31<sup>st</sup> December 2021</b>	<b>9:30 AM – 5:00 PM</b>	<b>2 Hours / Session</b>

**Session Expert – Prof. A. V. Wakchaure**

**Certificate will be issued to the participant with 100% attendance only**



**Prof. A. V. Wakchaure**  
Overall Coordinator



**Dr. G. S. Anaokar**  
Head-CED

Auto



	<b>ZEAL EDUCATION SOCIETY'S ZEAL COLLEGE OF ENGINEERING AND RESEARCH NARHE   PUNE -41   INDIA</b>	
Record No.: ZCOER-ACAD/R/059	Revision: 00	Date: 01/04/2021

Tr  
Auto  
up -

**Training Session Report**

**Department:** Civil Engineering      **Academic Year:** 2020-21      **Semester:** I  
**Date:** 02/01/2022

To,  
**Head of the Department,**

**Subject:** Submission of Auto Cad & Google Sketch up training report for Year 2020-2021

Respected Sir,

I am submitting the report of Auto Cad & Google Sketch up training report conducted on 21/12/2021 to 31/12/2021. I request you to note the activities and observations during session conduction. Auto Cad & Google Sketch up training started at 09.30 PM with a welcome note given by Prof. A. V. Wakchaure. Total 17 students were present on site from SE, TE Civil class.

**Activity 1:** Prof. A. V. Wakchaure introduced about Auto Cad & Google Sketch up software topic to all students.


**Activity 2:** Prof. A. V. Wakchaure started the session with introduction of the software on day 1, on day 2 Wakchaure sir described about tools then on the 3<sup>rd</sup> day trainer explained about utility of the software and on the last day applications of the software in Civil Engineering.

**Activity 3:** On the last day sir announced a practice test based on application of Auto Cad & Google Sketch up software.

**Activity 4:** The session concluded after vote of thanks given by Prof. A. V. Wakchaure.

  
**Course Coordinator**  
CED

  
**Academic Coordinator**  
CED  
**Academic Coordinator**  
Department of Civil Engineering  
Zeal College of Engineering & Research  
Narhe, Pune-411041

  
**Head**  
CED  
**HOD**  
Dept of Civil Engineering  
ZES's Zeal College of  
Engineering & Research  
Narhe, Pune-411041





**Zeal Education Society's  
Zeal College of Engineering and Research, Narhe, Pune-41  
Department of Civil Engineering**



**Attendance  
Auto-Cad & Google-Sketch-UP (2020-21)**

Sr.No.	Name of Student	21/12	22/12	26/12	27/12	31/12
1	Aditya Khanvilkar	P	P	P	P	P
2	Ankit Parmar	P	A	P	P	P
3	Anuradha Waghmare	P	P	P	P	P
4	Atharv Khaire	P	P	P	P	P
5	Kuldeep Patil	P	P	P	P	P
6	Mahesh Chavan	P	P	P	P	P
7	Pankaj More	P	P	P	P	P
8	Pooja Kamble	P	P	P	P	P
9	Pranav Mote	P	P	A	P	P
10	Sakshi Bankar	P	P	P	P	P
11	Sandeep Shinde	P	P	P	P	P
12	Saurabh Rathod	P	P	P	P	P
13	Soham Shinde	P	P	P	P	P
14	Sourabh Kolekar	P	P	P	P	P
15	Tanish More	P	P	P	P	P
16	Tushar Lokare	P	P	A	P	P
17	Atharv Akhade	P	P	P	P	P

A




**HOD**  
Dept of Civil Engineering  
ZES's Zeal College of  
Engineering & Research  
Narhe, Pune-41



# Student Training Program


16 responses

Publish analytics

 Copy

1. How would you rate the content of the session?


16 responses




- Excellent
- Very good
- Good
- Fair
- Poor

2. How would you rate the knowledge of the guest for the session?

16 responses

 Copy



- Excellent
- Very good
- Good
- Fair
- Poor

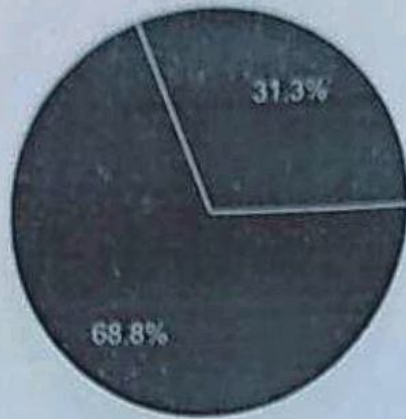




3. How would you rate the content delivery method of the guest for the session?

Copy

16 responses

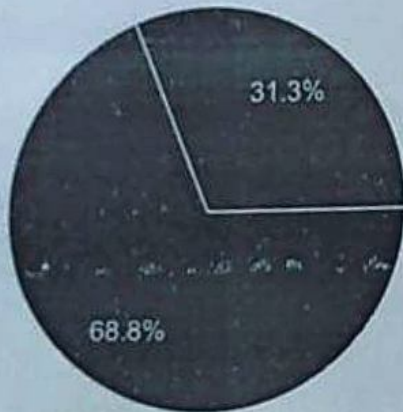


- Excellent
- Very good
- Good
- Fair
- Poor

4. How would you rate the management of the session?

Copy

16 responses




- Excellent
- Very good
- Good
- Fair
- Poor



5. Do you think the content of the session added to your knowledge?

Copy

16 responses

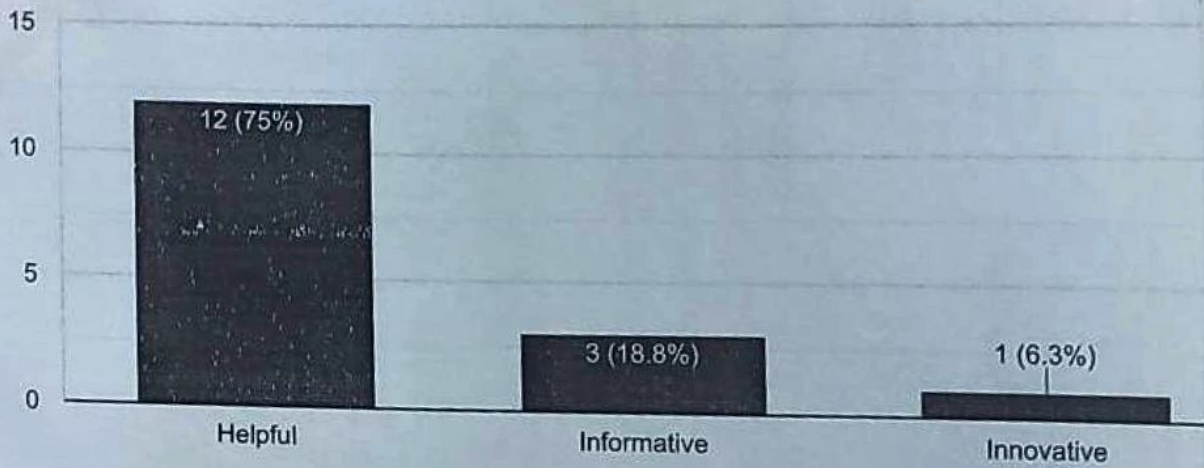


- Yes
- No

6. What are your key take away from the session?

Copy

16 responses



This content is neither created nor endorsed by Google. [Report Abuse](#) - [Terms of Service](#) - [Privacy Policy](#)



Google Forms

[https://docs.google.com/forms/d/1X13Me865WPQrXpjb\\_lwbNz2XjVRD7XzL78B0wpcZns/viewanalytics](https://docs.google.com/forms/d/1X13Me865WPQrXpjb_lwbNz2XjVRD7XzL78B0wpcZns/viewanalytics)





# Certificate



**Zeal College of Engineering & Research, Pune**  
**Department of Civil Engineering**

This is to certify that, Mr./Ms./Mrs. Pankaj More  
has successfully completed a training program on Auto-CAD / Google Sketch-up at  
Civil Engineering Department of Zeal College of Engineering & Research Pune.  
During Academic Year 2020-21

**Mr. A. V. Wakchaure**  
Course Coordinator

**Dr. P. P. Walvekar**  
Head of Civil Department

**Dr. A. M. Kate**  
Principal  
ZCOER, Pune





# Certificate



**Zeal College of Engineering & Research, Pune**  
**Department of Civil Engineering**

This is to certify that, Mr./Ms./Mrs. Sakshi Bankar  
has successfully completed a training program on Auto-CAD / Google Sketch-up at  
Civil Engineering Department of Zeal College of Engineering & Research Pune.  
During Academic Year 2020 - 21

**Mr. A. V. Wakchaure**  
Course Coordinator

**Dr. P. P. Walvekar**  
Head of Civil Department

**Dr. A. M. Kate**  
Principal  
ZCOER, Pune

